



**Solvency and  
Financial  
Condition  
Report**

**YE 2020**



## TABLE OF CONTENTS

<b>SUMMARY</b>	<b>5</b>		
<b>A. BUSINESS AND PERFORMANCE</b>	<b>9</b>		
<b>A.1 Assets</b>	<b>10</b>		
A.1.1 Information on the company	10		
A.1.2 Significant events	11		
<b>A.2 Underwriting results</b>	<b>12</b>		
A.2.1 Substantial geographic areas and business areas	15		
<b>A.3 Investment results</b>	<b>15</b>		
A.3.1 Overall results of investments and its components	15		
A.3.2 Securitization investments	18		
A.3.3 Equity investment strategy	18		
<b>A.4 Other business results</b>	<b>19</b>		
A.4.1 Significant leasing contracts	21		
<b>A.5 Other information</b>	<b>21</b>		
<b>B. SYSTEM OF GOVERNANCE</b>	<b>24</b>		
<b>B.1 General information about the Governance System</b>	<b>25</b>		
B.1.1 Structure of the governance system	25		
B.1.2 Roles and responsibilities of the key functions	29		
B.1.3 Communication flows and connections between the Control functions	32		
B.1.4 Changes to the Governance System	32		
B.1.5 Remunerations Policy	32		
B.1.6 Substantial operations with stakeholders	34		
<b>B.2 Fit, Proper and Independence requirements and the procedure for verifying the requirements</b>	<b>34</b>		
<b>B.3 Risk Management System, including Own Risk and Solvency Assessment</b>	<b>36</b>		
B.3.1 Risk Management System	36		
B.3.2 Own Risk and Solvency Assessment (ORSA)	38		
<b>B.4 Internal control system</b>	<b>40</b>		
B.4.1 Compliance Function	41		
<b>B.5 Internal Audit Function</b>	<b>42</b>		
B.5.1 Independence and objectivity of the Internal Audit Function	43		
<b>B.6 Actuarial Function</b>	<b>44</b>		
<b>B.7 Outsourcing</b>	<b>45</b>		
<b>B.8 Other information</b>	<b>47</b>		
<b>C. RISK PROFILE</b>	<b>48</b>		
<b>C.1 Underwriting risk</b>	<b>49</b>		
<b>C.2 Market risk</b>	<b>53</b>		
<b>C.3 Credit risk</b>	<b>56</b>		
<b>C.4 Liquidity risk</b>	<b>57</b>		
<b>C.5 Operational risk</b>	<b>58</b>		
<b>C.6 Other substantial risks</b>	<b>60</b>		
<b>C.7 Other information</b>	<b>61</b>		
<b>D. VALUATION FOR SOLVENCY PURPOSE</b>	<b>62</b>		
<b>D.1 Valuation of assets</b>	<b>63</b>		
D.1.1 Goodwill and Intangible assets	66		
D.1.2 Deferred tax assets	66		
D.1.3 Property, plant and equipment for own use	67		
D.1.4 Properties (not for own use)	67		
D.1.5 Participations	67		
D.1.6 Equities, bonds, collective investment funds and other investments	68		
D.1.7 Assets held for index-linked and unit-linked contracts	69		
D.1.8 Loans and mortgages	69		
D.1.9 Reinsurance recoverables	70		
D.1.10 Adjustment of best estimates transferred reserve	70		
D.1.11 Other asset items	70		
<b>D.2 Valuation of the technical provisions</b>	<b>70</b>		
D.2.1 Non-life technical provisions	71		
D.2.2 Life technical provisions	76		
D.2.3 Long-term guarantee measures (Volatility Adjustment)	79		
<b>D.3 Valuation of other liabilities</b>	<b>80</b>		
D.3.1 Other technical provisions and potential liabilities	81		
D.3.2 Provisions other than technical provisions	81		
D.3.3 Pension benefit obligations	81		
D.3.4 Deposits from reinsurers	81		
D.3.5 Deferred tax liabilities	81		
D.3.6 Financial liabilities other than debts owed to credit institutions	82		
D.3.7 Derivatives and financial liabilities and payables to credit institutes	82		
D.3.8 Other liability (payables deriving from insurance operations and other payables, other liabilities)	82		
D.3.9 Subordinated liabilities	82		
<b>D.4 Alternative valuation methods</b>	<b>82</b>		
<b>D.5 Other information</b>	<b>83</b>		
<b>E. CAPITAL MANAGEMENT</b>	<b>84</b>		
<b>E.1 Own funds</b>	<b>85</b>		
E.1.1 Capital Management Policy	85		
E.1.2 Available own funds	85		
E.1.3 Own funds used to cover the SCR and MCR	87		
E.1.4 Reconciliation between shareholders' equity from the financial statements and excess of assets over liabilities	87		
<b>E.2 Solvency Capital Requirement and Minimum Capital Requirement</b>	<b>88</b>		
E.2.1 Solvency Capital Requirement	88		
E.2.2 Additional information about LAC DT	89		
E.2.3 Minimum Capital Requirement	92		
<b>E.3 Use of the share risk sub-module based on the duration in the calculation of solvency capital requirement</b>	<b>93</b>		
<b>E.4 Differences between the standard formula and the internal model</b>	<b>93</b>		
<b>E.5 Non-compliance with the minimum capital requirement and non-compliance with the solvency capital requirement</b>	<b>93</b>		
<b>E.6 Other information</b>	<b>93</b>		
<b>ANNEX 1 - QRT</b>	<b>94</b>		
<b>ANNEX 2 – AUDITORS' REPORT</b>	<b>107</b>		





## Summary

# Summary

---

This document is the Annual Solvency and Financial Condition Report (SFCR) of HDI Assicurazioni S.p.A. As such, it seeks to meet specific informative obligations, so as to guarantee transparency with regards to external subjects and the market, as regulated by Directive 2009/138/EC issued by the European Parliament (the "Solvency II Directive"), incorporated by the Private Insurance Code (or "CAP"), by the requirements of the Delegated Regulation (EU) 2015/35 (the "Delegated Acts"), which integrates the Directive and according to the provisions of IVASS Regulation no. 33.

This section summarizes the essential information relating to the Company's solvency position and financial position, which is then offered in greater detail in the later sections, with reference to:

- A. Business and Performance
- B. System of Governance
- C. Risk Profile
- D. Valuation for Solvency Purpose
- E. Capital Management

Unless otherwise specified, all information given in the document refers to the Company's FY 2020.

All figures are stated in thousands of Euros. Any discrepancies in the sums/differences shown in the tables are due to rounding.

## A. Business and Performance

The company serves defined and selected customer categories, proposing products and services which create customer value and a competitive advantage for its operations.

Customers are largely drawn from the Retail segment.

Retail customers are broken down into the following segments in order to identify as clearly as possible their insurance needs: families, business owners, tradespeople, the self-employed and small and medium-sized businesses.

The Company closes FY 2020 with pre-tax profits of 81,657 thousand euros, down -3,472 thousand euros on 2019. The 2020 net profits, of 56,913 thousand euros, are instead up 6,259 thousand euros on 2019.

Shareholders' equity comes to of 372,369 thousand euros, rising 77,113 thousand euros on 2019.

Direct insurance premiums amount to 1,524,723 thousand euros, down -9.7% on last year. Non-life premiums written, equal to 403,943 thousand euros, increasing by -1.3% on 2019, whilst life premiums written, equal to 1,120,780 thousand euros, drop by -12.4% on 2019.

The technical performance of the non-life segments reveals positive results and an improvement on 2019, with a combined ratio, that decreases from 90.13% in 2019 to 87.87%.

Investments, excluding assets held for index-linked and unit-linked contracts, are 7,589,540 thousand euros and grow by 656,431 thousand euros on 2019.

The number of the insurance sales point remains basically constant.

During the FY 2020 there were no business events that have had significant impact on the business

## B. System of Governance

The HDI Assicurazioni governance system is proportional to the Company's nature, complexity of business and risk profile; it is focused on creating value for shareholders over the medium/long-term, aware of the social relevance of the business pursued by the Company and the consequent need to suitably consider all interest involved in going about it.

The Company adopts the traditional governance system, according to the definition given by Italian legislation, with the following main bodies: the Shareholders' Meeting, which, in matters for which it is competent, expresses the wishes of the Shareholders; the Board of Directors, entrusted with the Company's strategic management, and the Board of Auditors, which operates monitoring compliance with the law and the Articles of Association.

The Senior Management is also an integral part of the corporate governance model, responsible for the implementation, maintenance and monitoring of the guidelines and directives given by the Board of Directors.

Moreover, in accordance with the definitions given by legislation, the Company has also established four essential "key" functions: Group Internal Audit, Group Risk Management, Compliance and Actuarial Function and, according to the provisions of IVASS Regulation n. 44/2019, has also established an independent Anti-Money Laundering, Anti-Terrorism and Anti-Fraud Function.

The roles and responsibilities of the key functions assigned to internal control are established by specific policies approved by the Company's Board of Directors.

### C. Risk Profile

The establishment of a Risk Management System, structured according to the nature, scope and business carried out, which allows the Company to identify, assess (including prospectively) and control the risks connected with the business pursued, together with a system of limits and thresholds, are the essential elements that allow the Company to monitor its risk profile, in order to achieve the objectives set, avoiding risks that could threaten solvency.

With reference to the risks evaluated through the capital requirement, calculated according to the Standard Formula with the application of USP parameters to non-life technical risks, the amount of each risk module is given below

(amounts in EUR thousand)

	2020
Market risk	599,987
Counterparty default risk	71,252
Life underwriting risk	85,633
Health underwriting risk	17,896
Non-life underwriting risk	148,453
Diversification	-211,355
<b>Basic Solvency Capital Requirement</b>	<b>711,866</b>
Operational risk	54,054
Loss-absorbing capacity of technical provisions	-239,490
Loss-absorbing capacity of deferred taxes	-84,797
<b>Solvency Capital Requirement</b>	<b>441,633</b>

### D. Valuation for Solvency Purpose

The total assets of the Solvency II financial statements amounted to 8,613,403 thousand euros and compared to 8,052,656 thousand euros in the statutory financial statements, shows a higher value of 560,747 thousand euros.

The total liabilities of the Solvency II financial statements amounted to 8,105,481 thousand euros and compared to 7,670,486 thousand euros in the statutory financial statements, shows a higher value of 434,995 thousand euros. Overall, therefore, the excess of assets compared to the liabilities of the Solvency II financial statements amounts to 507,922 thousand

## Summary

euros and compared to 382,170 thousand euros in the statutory financial statements shows a higher value of 125,752 thousand euros.

The technical provisions of the non-life business relating to the Solvency II valuation at 31 December 2020 amount to 855,135 thousand euros, while the technical provisions of the life business are still based on the Solvency II valuation, at 31 December 2020 amount to 6,902,815 thousand euros.

The specific section provides further details on the criteria and methods applied for the valuation of assets and liabilities.

### E. Capital Management

As regards solvency, as at 31 December 2020, the Company has Eligible Own Funds to meet SCR for 667,439 thousand euros, of which 498,122 thousand euros classified as Tier 1 and 169,317 thousand euros classified as Tier 2. The Solvency Capital Requirement is 441,633 thousand euros and therefore the Company's Solvency Ratio, given by the ratio of Eligible Own Funds and the Solvency Capital Requirement, is 151.13%. About MCR, the Company has Eligible Own Funds to meet MCR for 537,868 thousand euros, of which 498,122 thousand euros classified as Tier 1 and, 39,747 thousand euros classified as Tier 2. The Minimum Capital Requirement is 198,735 thousand euros; therefore, the MCR Ratio is 270.65%.

(amounts in EUR thousand)

	2020
Total eligible own funds to meet the SCR	667,439
Total eligible own funds to meet the MCR	537,868
SCR	441,633
MCR	198,735
<b>SCR Ratio</b>	<b>151.13%</b>
<b>MCR Ratio</b>	<b>270.65%</b>





## A. Business and Performance

## A. Business and Performance

### A.1 Assets

#### A.1.1 Information on the company

HDI Assicurazioni S.p.A., with registered office in Rome, is an insurance company authorized to carry out the life and non-life insurance business by Ministerial Decree no. 19570/1993; it is entered under Section I of the Register of Insurance companies under no. 1.00022.

On 15 July 2008, IVASS entered the HDI Assicurazioni Group into the Register of insurance groups, assigning it number "015".

At 31 December 2020, the Group is formed of the following Companies:

- HDI Assicurazioni S.p.A. (parent company), with registered office in Rome, at Via Abruzzi, 10 (from 14 January 2021 in Rome at Piazza Guglielmo Marconi, 25);
- HDI Immobiliare S.r.l., with registered office in Rome, at Via Abruzzi, 3 (from 14 January 2021 in Rome at Piazza Guglielmo Marconi, 25), property management company held 100% by HDI Assicurazioni S.p.A.;
- InLinea S.p.A., with registered office in Rome, at Via Abruzzi, 3 (from 14 January 2021 in Rome at Piazza Guglielmo Marconi, 25), an insurance and financial intermediation company, held 100% by HDI Assicurazioni S.p.A.;
- InChiaro Life dac, an Irish insurance company with registered office in Dublin, involved in the insurance business in the Life business, held 100% by HDI Assicurazioni S.p.A.



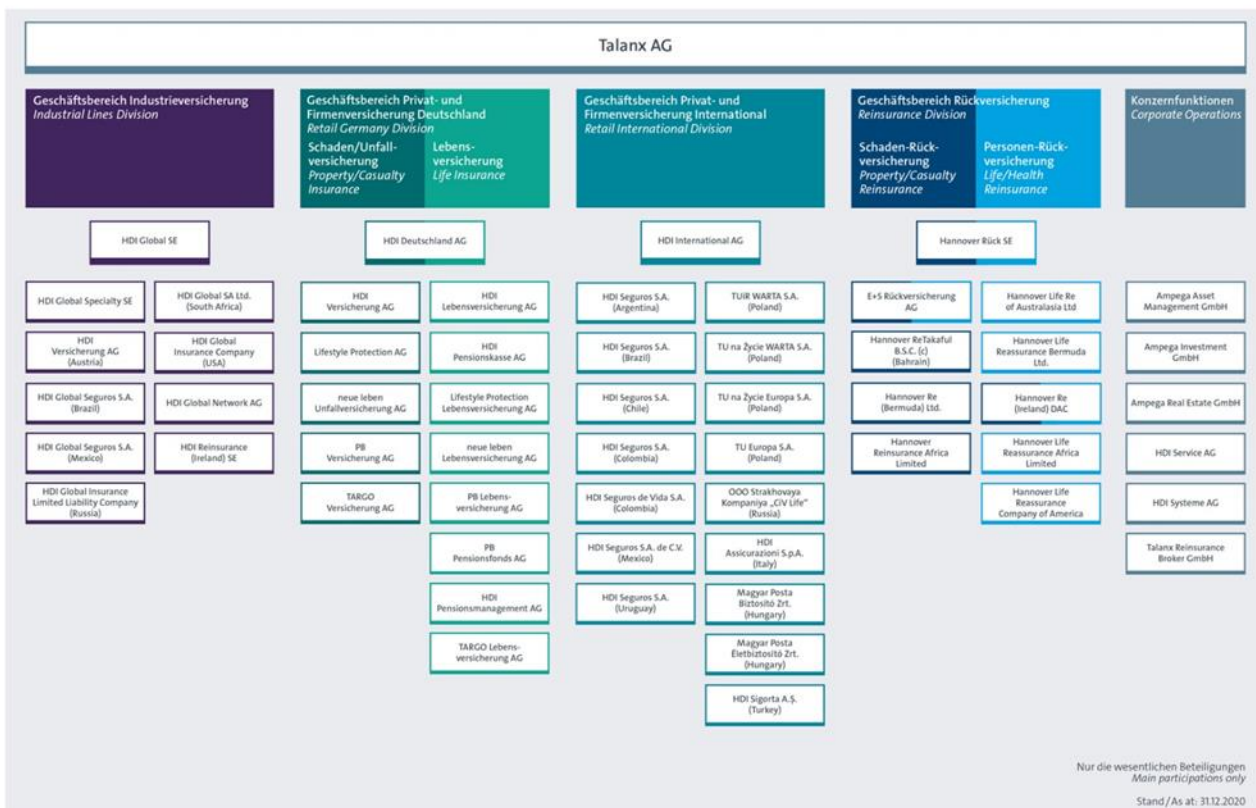
The Company is part of a major German insurance business, operating in more than 150 countries across the world, given that the controlling shareholder - as the bearer of 81% of the share capital - is HDI International AG, whose share capital is entirely held by Talanx AG.

It should be noted that the owner of the remaining 19% of the share capital is HINT Europa Beteiligungs AG & Co. KG, which is in turn controlled by HDI International AG.

Talanx AG - the holding company of the HDI VAG Group, mutual insurance Company - through various companies, operates in direct life and non-life insurance, under the scope of non-life, life and health reinsurance and financial services.

Konzernstruktur  
Group structure

talnax.



HDI Assicurazioni S.p.A, as already mentioned, is a composite company operating on national territory through a network of general agencies and through agreements with banks and brokers.

The accounts of HDI Assicurazioni S.p.A. are audited by the independent auditing firm PricewaterhouseCoopers S.p.A.

### A.1.2 Significant events

In October 2020, the Company signed a SPA (Sale and Purchase Agreement) with the Apollo Fund for the acquisition of 100% of the capital of Amissima Assicurazioni S.p.A.: in November 2020, a request was submitted to IVASS for approval of the transaction (closing date 1 April 2021).

On 10 March 2021, IVASS authorized the purchase of Amissima Assicurazioni S.p.A. (IVASS Order no. 1.3).

As of the first days of January 2021, HDI Assicurazioni S.p.A. has moved its operational headquarters to the offices of Palazzo Italia, located in Rome, Piazza Guglielmo Marconi, 25. The change of registered office officially took place on 14 January 2021.

## A. Business and Performance

### A.2 Underwriting results

Underwriting results, net of reinsurance, divided up by line of business, is given in the table below. The net underwriting result differs from the net technical balance present in the statutory financial statements prepared in accordance with the Italian accounting standards, due to the absence of financial income and expense and other technical income and expense. Expenses for claims include liquidation costs, which come to 28,811 thousand euros in the non-life segments and to 1,148 thousand euros in life segments. Non-life management expenses include acquisition costs for 45,397 thousand euros, administrative costs for 12,792 thousand euros and general expenses for 45,532 thousand euros. Life management expenses include acquisition costs for 654 thousand euros, administrative costs for 4,621 thousand euros and general expenses for 12,552 thousand euros.

#### UNDERWRITING RESULTS (NET OF REINSURANCE)

(amounts in EUR thousand)

Lines of Business	Premiums written	Premiums earned	Claims	Variation of other technical provisions	Management Expenses	Underwriting Result
		(A)	(B)	(C)	(D)	E=A-B-C-D
Medical expense insurance	3,065	3,107	1,180	51	1,229	647
Income protection insurance	23,575	23,936	7,679	-30	9,452	6,835
Motor vehicle liability insurance	236,452	235,241	153,683	-	57,823	23,735
Other motor insurance	44,188	40,486	22,869	55	13,476	4,086
Marine, aviation and transport insurance	1,228	903	734	2	288	-121
Fire and other damage to property insurance	31,580	33,981	21,960	-	12,748	-727
General liability insurance	22,727	22,961	11,352	-	8,899	2,710
Credit and suretyship insurance	12,340	11,163	4,103	-	2,214	4,846
Legal expenses insurance	785	724	64	-	-686	1,346
Assistance	2,029	1,943	965	-	-1,827	2,805
Miscellaneous financial loss	203	716	1,200	-	105	-589
<b>Total Non Life</b>	<b>378,172</b>	<b>375,161</b>	<b>225,789</b>	<b>78</b>	<b>103,721</b>	<b>45,573</b>
Health insurance	3	3	4	-2	-	1
Insurance with profit participation	1,026,580	1,026,580	742,800	350,368	17,588	-84,176
Index-linked and unit-linked insurance	82,814	82,814	34,233	13	1,673	46,895
Other life insurance	4,767	4,767	4,948	-6,873	-1,434	8,126
<b>Total Life</b>	<b>1,114,164</b>	<b>1,114,164</b>	<b>781,985</b>	<b>343,506</b>	<b>17,827</b>	<b>-29,154</b>
<b>Total</b>	<b>1,492,336</b>	<b>1,489,325</b>	<b>1,007,774</b>	<b>343,584</b>	<b>121,548</b>	<b>16,419</b>

#### Written premiums

Written premiums of direct business come to 1,524,723 thousand euros, down -9.7% on the 1,687,879 thousand euros of last year. Non-life written premiums, of 403,943 thousand euros decrease by -1.3% on the 409,163 thousand euros of the previous year. Life written premiums, of 1,120,780 thousand euros decrease by -12.4% on the 1,278,716 thousand euros of 2019.

The percentage breakdown with respect to total premiums written, shows growth in the non-life segments from 24.2% in 2019 to 26.5% in 2020, whilst the life segments drop from 75.8% to 73.5%.

The Motor segment record 283,781 thousand euros and thus account for 70.3% of the total of non-life business (70.6% in 2019), which decrease by -1.7% (4,940 thousand euros) on last year, while other non-life segments that come in at 120,162 thousand euros, accounting for 29.7% of the total of non-life segments (29.4% in 2019), decreasing by -280 thousand euros (-0.2%) on last year.

**WRITTEN PREMIUMS**

(amounts in EUR thousand)

Direct Business	2020		2019		Variation	
	Amount	%	Amount	%	Amount	%
Motor vehicle liability insurance	237,421	15.57%	242,552	15.91%	-5,131	-2.12%
Other motor insurance	46,360	3.04%	46,169	3.03%	191	0.41%
<b>Total Motor segments</b>	<b>283,781</b>	<b>18.61%</b>	<b>288,721</b>	<b>18.94%</b>	<b>-4,940</b>	<b>-1.71%</b>
Medical expense insurance	3,189	0.21%	3,331	0.22%	-142	-4.26%
Income protection insurance	24,530	1.61%	24,551	1.61%	-21	-0.09%
Marine, aviation and transport insurance	1,293	0.08%	1,965	0.13%	-672	-34.20%
Fire and other damage to property insurance	33,612	2.20%	34,296	2.25%	-684	-1.99%
General liability insurance	23,965	1.57%	24,445	1.60%	-480	-1.96%
Credit and suretyship insurance	22,320	1.46%	21,572	1.41%	748	3.47%
Legal expenses insurance	3,043	0.20%	2,930	0.19%	113	3.86%
Assistance	8,003	0.52%	7,328	0.48%	675	9.21%
Miscellaneous financial loss	207	0.01%	24	0.00%	183	762.50%
<b>Total other non-life segments</b>	<b>120,162</b>	<b>7.88%</b>	<b>120,442</b>	<b>7.90%</b>	<b>-280</b>	<b>-0.23%</b>
<b>Total Non-Life</b>	<b>403,943</b>	<b>26.49%</b>	<b>409,163</b>	<b>26.84%</b>	<b>-5,220</b>	<b>-1.28%</b>
Health insurance	7	0.00%	7	0.00%	0	0.00%
Insurance with profit participation	1,026,636	67.33%	1,171,901	76.86%	-145,265	-12.40%
Index-linked and unit-linked insurance	82,814	5.43%	95,797	6.28%	-12,983	-13.55%
Other life insurance	11,323	0.74%	11,011	0.72%	312	2.83%
<b>Total Life</b>	<b>1,120,780</b>	<b>73.51%</b>	<b>1,278,716</b>	<b>83.87%</b>	<b>-157,936</b>	<b>-12.35%</b>
<b>Total direct business</b>	<b>1,524,723</b>	<b>100.00%</b>	<b>1,687,879</b>	<b>110.70%</b>	<b>-163,156</b>	<b>-9.67%</b>
<b>Total indirect business</b>	<b>47</b>		<b>42</b>		<b>5</b>	<b>11.90%</b>
<b>Total written premiums</b>	<b>1,524,770</b>		<b>1,687,921</b>		<b>-163,151</b>	<b>-9.67%</b>

Income from the Insurance motor vehicle third party liability segment, of 237,421 thousand euros records a drop equal to -5,131 thousand euros, while Other motor insurance equal to 46,360 thousand euros, records a rise equal to 191 thousand euros (+0.4%).

In the other non-life segments, the most significant increases related to Credit and Suretyship segment (+748 thousand euros) and Assistance segment (+675 thousand euros), partially offset by the decrease recorded by the Fire and other damage to property insurance (-684 thousand euros) and by the Marine, aviation and transport insurance segment (-672 thousand euros).

Under the life business, the decrease in written premiums, of 157,936 thousand euros, is mainly due to the income from premiums of the Insurance with profit participation, which came to 1,026,636 thousand euros and has decreases by -145,265 thousand euros (-12.4%). Premiums collected in connection with the index linked and unit linked insurance decreases, going from 95,797,4 thousand euros in 2019 to 82,814 in 2020 (-13.6%). Finally, collections of the Other Life Insurance also remain in balance compared to 2019 and stand at 11,323 (+2.8%).

New production amounted to 1,059,565 thousand euros, a decrease of 12.4% compared to 2019. In particular the single and recurring premiums, at 1,057,157 thousand euros, decrease by -12.5%, while annual premiums at 2,408 thousand euros increase of 23.6%.

**Technical performance in claims and operating expenses**

The technical performance of the non-life segments - direct business - reveals positive results and which are an improvement on the previous year, with reference to the combined ratio, which decreases from 90.13% in 2019 to 87.87% in 2020.

## A. Business and Performance

The total ratio of claims to premiums drops by 1.39 points, going from 61.03% to 59.64%.

Also, the cost ratio records a decrease from 29.10% to 28.23%.

These ratios are calculated considering the liquidation costs under the scope of expenses for claims, in line with the classification given in the statutory financial statements.

### TECHNICAL PERFORMANCE

	2020	2019	Variation
Total C/P	59.64%	61.03%	-1.39
Cost ratio	28.23%	29.10%	-0.87
<b>Combined ratio</b>	<b>87.87%</b>	<b>90.13%</b>	<b>-2.26</b>

The tables below show data relating to the total ratio of Claims (Claims for the period and previous years)/Premiums of competence and the ratio of Operating expenses/Premiums of competence for the accounting line of business and compared with the data of the previous year.

#### CLAIMS / EARNED PREMIUMS

(amounts in EUR thousand)

Description	2020			2019			Variation
	Claims pertaining to the period	Premiums pertaining to the period	Claims/ Premiums	Claims pertaining to the period	Premiums pertaining to the period	Claims/ Premiums	Claims/ Premiums
Medical expense insurance	1,190	3,236	36.77%	1,505	3,385	44.46%	-7.69
Income protection insurance	7,739	24,932	31.04%	7,549	25,191	29.97%	1.07
Motor vehicle liability insurance	154,184	236,212	65.27%	159,473	241,352	66.07%	-0.80
Other motor insurance	23,386	42,658	54.82%	24,455	40,288	60.70%	-5.88
Marine, aviation and transport insurance	722	968	74.59%	1,179	2,397	49.19%	25.40
Fire and other damage to property insurance	23,483	35,924	65.37%	24,698	32,563	75.85%	-10.48
General liability insurance	14,329	24,220	59.16%	12,584	24,317	51.75%	7.41
Credit and suretyship insurance	8,306	19,652	42.27%	5,885	18,540	31.74%	10.52
Legal expenses insurance	558	2,945	18.95%	267	2,713	9.84%	9.11
Assistance	2,974	7,685	38.70%	3,161	7,078	44.66%	-5.96
Miscellaneous financial loss	1,211	773	156.66%	2,466	705	349.79%	-193.12
<b>Total</b>	<b>238,082</b>	<b>399,205</b>	<b>59.64%</b>	<b>243,222</b>	<b>398,529</b>	<b>61.03%</b>	<b>-1.39</b>

#### OPERATING EXPENSES INCURRED / EARNED PREMIUMS

(amounts in EUR thousand)

Description	2020			2019			Variation
	Operating expenses incurred	Premiums pertaining to the period	Expenses/ Earned premiums	Operating expenses incurred	Premiums pertaining to the period	Expenses/ Earned premiums	Expenses/ Earned premiums
Medical expense insurance	1,236	3,236	38.20%	1,321	3,385	39.03%	-0.83
Income protection insurance	9,505	24,932	38.12%	9,735	25,191	38.64%	-0.52
Motor vehicle liability insurance	57,876	236,212	24.50%	60,379	241,352	25.02%	-0.52
Other motor insurance	13,527	42,658	31.71%	13,442	40,288	33.36%	-1.65
Marine, aviation and transport insurance	306	968	31.61%	509	2,397	21.23%	10.38
Fire and other damage to property insurance	12,885	35,924	35.87%	12,913	32,563	39.66%	-3.79
General liability insurance	8,974	24,220	37.05%	9,339	24,317	38.41%	-1.35
Credit and suretyship insurance	6,193	19,652	31.51%	6,231	18,540	33.61%	-2.10
Legal expenses insurance	612	2,945	20.78%	629	2,713	23.18%	-2.40
Assistance	1,471	7,685	19.14%	1,418	7,078	20.03%	-0.89
Miscellaneous financial loss	107	773	13.84%	60	705	8.51%	5.33
<b>Total</b>	<b>112,692</b>	<b>399,205</b>	<b>28.23%</b>	<b>115,976</b>	<b>398,529</b>	<b>29.10%</b>	<b>-0.87</b>

Please note that the portfolio relating to the guarantee of "job loss" offered to cover salary-backed loans and payment delegations as from 2009 is still in a run-off.

With reference to the most relevant booked segments in terms of premiums written, Motor third party liability insurance has decreased by about 0,80 points in the total claims ratio (from 66.07% to 65.27%).

Direct management expenses overall amounted to 133,124 thousand euros (of which 112,691 for non-life and 20,433 for life) with a decrease of 2.6% compared to 2019 in which they stood at 136,656 thousand euros (of which 115,975 non-life and 20,681 life). As a percentage of total premiums, as indicated in the table below, results in increase and stands at 8.7%; in non-life, the percentage decrease of 0.4 points and stands at 27.9% while in the life class they increased by 0.2 points (from 1.6% to 1.8%).

**EXPENSES INCURRED**

(amounts in EUR thousand)

	2020			2019			Variation %		
	Non-Life	Life	Total	Non-Life	Life	Total	Non-Life	Life	Total
Administrative expenses	12,792	4,621	17,413	14,063	4,889	18,952	-9.04%	-5.48%	-8.12%
Acquisition expenses	54,367	3,260	57,627	54,701	3,145	57,846	-0.61%	3.66%	-0.38%
Overhead expenses	45,532	12,552	58,084	47,211	12,647	59,858	-3.56%	-0.75%	-2.96%
<b>Total operating expenses</b>	<b>112,691</b>	<b>20,433</b>	<b>133,124</b>	<b>115,975</b>	<b>20,681</b>	<b>136,656</b>	<b>-2.83%</b>	<b>-1.20%</b>	<b>-2.58%</b>
<b>Expenses to premiums ratio</b>	<b>27.90%</b>	<b>1.80%</b>	<b>8.70%</b>	<b>28.30%</b>	<b>1.60%</b>	<b>8.10%</b>	<b>-0.40</b>	<b>0.20</b>	<b>0.60</b>
Investment management expenses	1,218	5,965	7,183	1,134	5,756	6,890	7.41%	3.63%	4.25%
Claims management expenses	28,811	1,148	29,959	32,984	1,147	34,131	-12.65%	0.09%	-12.22%
<b>Total expenses incurred</b>	<b>142,720</b>	<b>27,546</b>	<b>170,266</b>	<b>150,093</b>	<b>27,584</b>	<b>177,677</b>	<b>-4.91%</b>	<b>-0.14%</b>	<b>-4.17%</b>

### A.2.1 Substantial geographic areas and business areas

The Company only performed its business in Italy.

## A.3 Investment results

### A.3.1 Overall results of investments and its components

Investments, excluding Assets held for index-linked and unit-linked contracts, come to 7,589,401 thousand euros, up 656,292 thousand euros on the 6,933,109 thousand euros of 2019; the fair value measurement entailed a greater value in the Solvency II valuation with respect to the statutory financial statements of 574,624 thousand euros. Please note that in order to provide a representation of statutory data that is in line with the Solvency II booked values, accrued income on interest, which in the statutory financial statements, as prescribed by ISVAP Regulation No. 22 of 04 April 2008, are stated under item G. Accruals and deferrals, have been reclassified to investments.

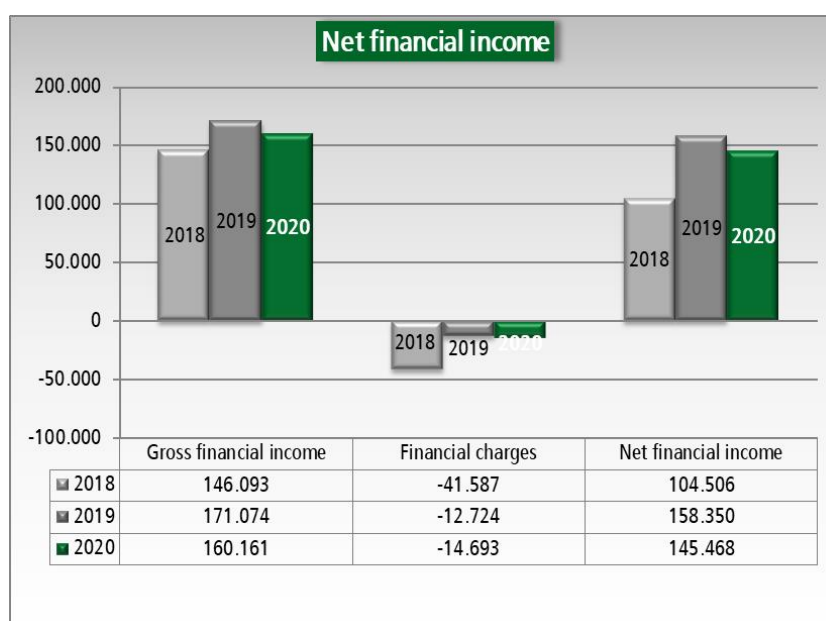
## A. Business and Performance

### INVESTMENTS

(amounts in EUR thousand)

	2020			2019		
	Solvency II value	Statutory accounts value	Variation	Solvency II value	Statutory accounts value	Variation
Property (other than for own use)	-	-	-	-	-	-
Holdings in related undertakings, including participations	95,584	83,266	12,318	95,843	81,170	14,673
<b>Equities</b>	<b>2,064</b>	<b>2,037</b>	<b>27</b>	<b>18,999</b>	<b>17,377</b>	<b>1,622</b>
Equities - listed	64	65	-1	18,833	17,211	1,622
Equities - unlisted	2,000	1,972	28	166	166	-
<b>Bonds</b>	<b>7,185,845</b>	<b>6,630,382</b>	<b>555,463</b>	<b>6,619,194</b>	<b>6,207,925</b>	<b>411,269</b>
Government Bonds	3,584,568	3,224,262	360,306	2,829,552	2,609,321	220,231
Corporate Bonds	3,594,800	3,399,600	195,200	3,783,238	3,592,084	191,154
Structured notes	-	-	-	-	-	-
Collateralised securities	6,477	6,520	-43	6,404	6,520	-116
Collective Investments Undertakings	302,907	296,092	6,815	199,073	194,452	4,621
Derivatives	-	-	-	-	-	-
Deposits other than cash equivalents	3,000	3,000	-	-	-	-
Other investments	-	-	-	-	-	-
<b>Investments (other than assets held for index-linked and unit-linked contracts)</b>	<b>7,589,401</b>	<b>7,014,777</b>	<b>574,624</b>	<b>6,933,109</b>	<b>6,500,924</b>	<b>432,185</b>
<b>Assets held for index-linked and unit-linked contracts</b>	<b>509,818</b>	<b>509,818</b>	<b>-</b>	<b>450,674</b>	<b>450,674</b>	<b>-</b>

Net profit from investments at the end of the year amounted to 145,468 thousand euros, compared to 158,350 in 2019, a decrease of 12,882 thousand euros (-8.1%). Net profits from investments in life segments come to 130,201 thousand euros (141,415 in 2019, down 11,214 thousand euros), whilst non-life segments record a positive result of 15,265 thousand euros (16,935 thousand euros in 2019, down 1,668 thousand euros).



More specifically, in 2020 higher net ordinary income was recorded on last year for 7,265 thousand euros, of which 6,532 thousand euros life and 733 non-life, lesser net realized valuation for -17,174 thousand euros, of which -13,538 thousand euros life and -3,636 thousand euros non-life and lesser net realized income for -2,973 thousand euros, of which -4,208 thousand euros life and +1,235 thousand euros non-life.

Extraordinary financial income net of charges shows a positive result of 691 thousand euros, of which 941 thousand euros from life business and -250 thousand euros from non-life business, 1,096 thousand euros up on the previous year, when a loss of -450 thousand euros was recorded, entirely deriving from life business.



## INCOME AND CHARGE ON FINANCIAL INVESTMENTS

(amounts in EUR thousand)

	2020			2019			Variation		
	Life	Non-Life	Total	Life	Non-Life	Total	Life	Non-Life	Total
a) Income on equities	751	1,792	2,543	1,139	467	1,606	-34.1%	283.7%	58.3%
b) Income on other investments:									
lands and buildings	-	-	-	-	-	-	0.0%	0.0%	0.0%
debt securities and other fixed income securities	124,818	13,829	138,647	119,825	14,335	134,160	4.2%	-3.5%	3.3%
other income	3,493	342	3,835	1,356	344	1,700	157.6%	-0.6%	125.6%
	<b>128,311</b>	<b>14,171</b>	<b>142,482</b>	<b>121,181</b>	<b>14,679</b>	<b>135,860</b>	<b>5.9%</b>	<b>-3.5%</b>	<b>4.9%</b>
c) Write-backs:									
equities	166	176	342	102	120	222	62.7%	46.7%	54.1%
debt securities and other fixed income securities	1,017	-	1,017	10,494	3	10,497	-90.3%	-100.0%	-90.3%
other financial investments	125	28	153	1,808	3,223	5,031	-93.1%	-99.1%	-97.0%
	<b>1,308</b>	<b>204</b>	<b>1,512</b>	<b>12,404</b>	<b>3,346</b>	<b>15,750</b>	<b>-89.5%</b>	<b>-93.9%</b>	<b>-90.4%</b>
d) Gains on the realisation of investments:									
equities	-	-	-	-	-	-	0.0%	0.0%	0.0%
debt securities and other fixed income securities	11,661	-	11,661	16,173	-	16,173	-27.9%	0.0%	-27.9%
other financial investments	621	1,342	1,963	1,617	68	1,685	-61.6%	1873.5%	16.5%
	<b>12,282</b>	<b>1,342</b>	<b>13,624</b>	<b>17,790</b>	<b>68</b>	<b>17,858</b>	<b>-31.0%</b>	<b>1873.5%</b>	<b>-23.7%</b>
<b>Total Income (A)</b>	<b>142,652</b>	<b>17,509</b>	<b>160,161</b>	<b>152,514</b>	<b>18,560</b>	<b>171,074</b>	<b>-6.5%</b>	<b>-5.7%</b>	<b>-6.4%</b>
a) Management charges:									
equities	3	-	3	190	-	190	-98.4%	0.0%	-98.4%
lands and buildings	272	3	275	272	2	274	0.0%	50.0%	0.4%
other financial investments	-	-	-	-	-	-	0.0%	0.0%	0.0%
interest on deposits from reinsurers	278	-	278	549	-	549	-49.4%	0.0%	-49.4%
general expenses and mortisation	5,413	1,215	6,628	4,746	1,132	5,878	14.1%	7.3%	12.8%
	<b>5,966</b>	<b>1,218</b>	<b>7,184</b>	<b>5,757</b>	<b>1,134</b>	<b>6,891</b>	<b>3.6%</b>	<b>7.4%</b>	<b>4.3%</b>
b) Value adjustments:									
lands and buildings	858	9	867	854	9	863	0.5%	0.0%	0.5%
equities	38	38	76	63	2	65	-39.7%	1800.0%	16.9%
debt securities and other fixed income securities	1,883	630	2,513	1,365	172	1,537	37.9%	266.3%	63.5%
other financial investments	2,666	-	2,666	720	-	720	270.3%	0.0%	270.3%
	<b>5,445</b>	<b>677</b>	<b>6,122</b>	<b>3,002</b>	<b>183</b>	<b>3,185</b>	<b>81.4%</b>	<b>269.9%</b>	<b>92.2%</b>
c) Losses on the realisation of investments:									
equities	240	-	240	657	244	901	-63.5%	-100.0%	-73.4%
debt securities and other fixed income securities	800	347	1,147	1,676	64	1,740	-52.3%	442.2%	-34.1%
other financial investments	-	-	-	7	-	7	-100.0%	0.0%	-100.0%
	<b>1,040</b>	<b>347</b>	<b>1,387</b>	<b>2,340</b>	<b>308</b>	<b>2,648</b>	<b>-55.6%</b>	<b>12.7%</b>	<b>-47.6%</b>
<b>Total charges (B)</b>	<b>12,451</b>	<b>2,242</b>	<b>14,693</b>	<b>11,099</b>	<b>1,625</b>	<b>12,724</b>	<b>12.2%</b>	<b>38.0%</b>	<b>15.5%</b>
<b>Net financial income (A-B)</b>	<b>130,201</b>	<b>15,267</b>	<b>145,468</b>	<b>141,415</b>	<b>16,935</b>	<b>158,350</b>	<b>-7.9%</b>	<b>9.8%</b>	<b>-8.1%</b>
<b>Extraordinary income (C)</b>	<b>5,417</b>	<b>995</b>	<b>6,412</b>	<b>-</b>	<b>-</b>	<b>-</b>	<b>0.0%</b>	<b>0.0%</b>	<b>0.0%</b>
<b>Extraordinary financial charges (D)</b>	<b>4,476</b>	<b>1,245</b>	<b>5,721</b>	<b>405</b>	<b>-</b>	<b>405</b>	<b>1005.2%</b>	<b>0.0%</b>	<b>1312.6%</b>
<b>Net extraordinary income (C-D)</b>	<b>941</b>	<b>-250</b>	<b>691</b>	<b>-405</b>	<b>-</b>	<b>-405</b>	<b>-332.3%</b>	<b>0.0%</b>	<b>-270.6%</b>
<b>Total net income from investments</b>	<b>131,142</b>	<b>15,017</b>	<b>146,159</b>	<b>141,010</b>	<b>16,935</b>	<b>157,945</b>	<b>-7.0%</b>	<b>11.3%</b>	<b>-7.5%</b>

Real estate management, limited to the building in Rome via Abruzzi 10 and to the building in Rome via S. Angela Merici 90, reported a negative net result, arising due to amortization/depreciation and general expenses, equal to -1,405 thousand euros and recorded a negative change of -157 thousand euros compared to 2019.

## INVESTMENT INCOME BY TYPE OF MANAGEMENT

(amounts in EUR thousand)

	2020			2019			Variation		
	Life	Non-Life	Total	Life	Non-Life	Total	Life	Non-Life	Total
Property	-1,399	-6	-1,405	-1,255	7	-1,248	-144	-13	-157
Equities	2,452	1,920	4,372	3,060	326	3,386	-608	1,594	986
Bonds	128,281	13,353	141,634	136,394	16,602	152,996	-8,113	-3,249	-11,362
Other investments	867	-	867	3,216	-	3,216	-2,349	-	-2,349
<b>Total</b>	<b>130,201</b>	<b>15,267</b>	<b>145,468</b>	<b>141,415</b>	<b>16,935</b>	<b>158,350</b>	<b>-11,214</b>	<b>-1,668</b>	<b>-12,882</b>

## A. Business and Performance

---

The shareholding segment of securities management generated a positive result of 4,372 thousand euros (of which 2,722 thousand euros is the positive result from group societies), against a positive result of 3,386 thousand euros recorded in 2019 (of which 826 thousand euros is the positive result deriving from group societies).

The result of ordinary management of the bond segment generated a positive result of 141,634 thousand euros (of which 771 thousand euros arising from group companies), against a positive result of 152,996 thousand euros recorded in 2019 (of which 633 thousand euros from group companies). Finally, other investments generated a positive result of 867 thousand euros as compared with a positive result of 3,216 thousand euros recorded in 2019.

### A.3.2 *Securitization investments*

There are no securitization investments in portfolio.

### A.3.3 *Equity investment strategy*

In accordance with the requirements of IVASS Regulation no. 46 of 2020, the equity investment strategy adopted by the Company is set out below.

In class C of the Company's investments, equity investments have always been residual and are destined to remain so, both because of a limitation linked to capital absorption and because of the nature of the business (mainly linked to segregated funds), which requires careful and planned monitoring of profits in order to give continuity to returns that come mainly from bond investments. This requires a less speculative approach, aimed at a constant return over time, given the nature of the technical provisions to be covered, mainly with capital guarantees at maturity. In this respect, the approach is long-term and focuses on two strategies that aim to reduce volatility (low volatility strategy) and generate profit over time (dividend strategy).

The rationale behind these strategies, known as "low volatility" or "minimum variance" strategies, is to select and calibrate securities based on historical volatility and the level of correlation between basket components. The variance of a portfolio is a statistical measure of the dispersion of returns around the mean, used to indicate portfolio risk. Containment of volatility is not achieved at the cost of increased concentration and reduced agility but by spreading risk more evenly across a broad portfolio, avoiding overweighting of sectors, regions, or individual stocks, limiting risk factor exposures, and introducing factors such as valuation or momentum into the stock selection process.

The dividend strategy, on the other hand, will aim to seek out stocks capable of paying annual dividends above the market average, on a regular and continuous basis.

It can take one or more of the following forms:

- Dividend Paid Strategy: invest in companies that simply pay a dividend and avoid those that do not.
- High Yield Dividend Strategy: Invest in companies that pay high dividends relative to the market price.
- Growing Dividend Strategy: Investing in companies that increase their dividends over time and avoiding those that cut their dividends.

Stock selection will require:

- Targeting companies with large capitalizations and high average dividend yields.
- Targeting companies with good revenue growth and that have historically beaten analysts' expectations.

- Choosing stocks from various sectors in order to diversify by reducing the effect of market volatility and macroeconomic events.
- Considering selling old stock positions and opening new ones with the dividends earned.
- Being patient if shares lose value after the ex-dividend date.

## A.4 Other business results

### Other revenues

OTHER REVENUES		(amounts in EUR thousand)		
	2020	2019	-	
Interest income from cash and cash equivalent	40	54	-14	
Income from services	378	316	62	
Income from other insurance related services	406	446	-40	
Income from releases of other provision	280	2,544	-2,264	
Other various income	211	185	26	
Interest income from receivables	106	186	-80	
Currency gains	92	794	-702	
Income from figurative rents	921	878	43	
Realized gains on land and buildings	-	-	-	
Extraordinary income for taxes	5,639	10,771	-5,132	
Non-technical contingent assets	201	172	29	
<b>Total</b>	<b>8,274</b>	<b>16,346</b>	<b>-8,072</b>	

Other revenues as at 31 December 2020 come to 8,274 thousand euros and are down -8,072 thousand euros on last year.

Interest on liquid funds comes to 40 thousand euros, down on the previous year during which it came to 54 thousand euros, as a result of the generalized reduction of interest rates.

The use of funds included the provision for executives medical expenses for 192 thousand euros, provision for seniority premium expenses for 26 thousand euros and the imposed provision for 62 thousand euros.

Interest on loans, of 106 thousand euros, mainly refer to interest income accrued on the loan to agents for reversals.

Exchange gains, which are fully realized, come to 92 thousand euros.

Recoveries from other companies for foreign claim management competences come to 406 thousand euros. The figurative rent refers to the figurative revenue recorded by the life segments, deriving from the use of the property at via Abruzzi 10, used to manage life by employees of the Company working for non-life segments.

Recoveries from third parties for administrative costs and expenses come to 378 thousand euros; in particular, 367 thousand euros refer to the recovery of the cost of seconded personnel and revenues for administrative services provided to the subsidiaries, as shown in the following table, and 11 thousand euros to the portfolio run-off management service stipulated with the subsidiary HDI Global Specialty SE.

## A. Business and Performance

RECOVERY OF EXPENSES FROM SUBSIDIARIES		(amounts in EUR thousand)	
	2020	2019	Variation
InChiaro Life	22	20	2
InLinea S.p.A.	90	38	52
HDI Immobiliare S.r.l.	255	244	11
<b>Total</b>	<b>367</b>	<b>302</b>	<b>65</b>

Finally, extraordinary income for taxes amounted to 5,639 thousand euros and referred for 5,593 thousand euros to contingent assets arising from the Patent Box agreement signed with the Italian Revenue Agency, concluding the prior agreement procedure related to the use of intangible assets pursuant to Article 1, paragraphs 37 to 45, of Law No. 190 of 23 December 2014, and Article 12 of Ministerial Decree of 30 July 2015.

### Other expenses

Other expenses come to 18,045 thousand euros and are up 4,616 thousand euros on last year. The table below provides details of other expenses compared with last year.

OTHER EXPENSES		(amounts in EUR thousand)	
	2020	2019	Variation
Other taxes	215	311	-96
Specific allowance for receivables	201	2,726	-2,525
Amortisation of goodwill	3,118	3,118	-
Expenses from allocation of other reserves	769	-	769
Expenses for services	838	680	158
Interest expenses on Subordinated liabilities	7,199	4,153	3,046
Interest expenses	77	90	-13
Credit losses	9	40	-31
Currency losses	3,779	136	3,643
IVASS Sanctions	2	15	-13
Expenses from figurative rents	921	878	43
Specific allowance for seniority bonus and managers' health insurance	432	687	-255
Other expenses	16	20	-4
Impairment of intangible assets	452	-	452
Contingent liabilities for taxes	-	467	-467
No technical Contingent liabilities	17	108	-91
<b>Total</b>	<b>18,045</b>	<b>13,429</b>	<b>4,616</b>

Administrative expenses on behalf of third parties amount to 838 thousand euros and refer to expenses incurred for staff which manages foreign claims and which provides services for subsidiaries; these consists of payroll costs for 582 thousand euros, general expenses for 221 thousand euros, the proportional share of amortization/depreciation for 4 thousand euros, other expenses incurred on behalf of UCI for 15 thousand euros and other expenses for 16 thousand euros.

The figurative rent refers to the figurative cost recorded by the non-life business, deriving from the use of the property at via Abruzzi 10, used to manage life by employees of the Company working for non-life business.

The allowance made for medical managers' expenses and the allowance for seniority premiums are 432 thousand euros.

Interest expense accrued on subordinated loans amounted to 7,199 thousand euros and included interest expense accrued on subordinated loans subscribed by the shareholder HDI International for 3,682 thousand euros, by associated companies for 1,099 thousand euros and by third parties for 2,418 thousand euros.

Finally, other expenses include 3,118 thousand euros of amortization of goodwill deriving from the merger loss of CBA Vita.

#### A.4.1 Significant leasing contracts

There are no leased assets and there are no finance leases for buildings or other assets. The Company currently has operating leases in place as lessor of buildings (offices, agencies or similar) and company cars.

With reference to these leases, it should be noted that, for the purposes of IFRS 16, the Company, for all types of leases, has recognized an asset, which represents the right of use of the leased asset and, at the same time, the debt relating to the fees foreseen by the contract. In September 2019 and with effect from 1 March 2020, the subsidiary HDI Immobiliare entered into a new lease agreement for the duration of seven years, renewable for subsequent periods of six years, of the building known as "Palazzo Italia". The property was initially released on a free loan for use, also in order to be able to immediately start the necessary customization works, and was then sublet, as of 1 July 2020, to HDI Assicurazioni.

## A.5 Other information

FY 2020 closes with a net positive result of 56,913 thousand euros, of which 19,175 thousand euros for life and 37,738 thousand euros for non-life.

PERIOD RESULT	(amounts in EUR thousand)		
	Life	Non-Life	Total
Profit 2020	19,175	37,738	56,913

We propose allocating the net result for FY 2020 and making the changes to equity items as indicated below:

- distribution of a dividend of 9,800 thousand euros, equal to 0.007778 euros per share as partial distribution of non-life business profits.
- Allocation of the residual non-life profit to the non-life legal reserve for 383 thousand euros, to the non-distributable reserve for revaluation of non-life investments for 1,489 thousand euros and to the non-life extraordinary reserve for 26,066 thousand euros.
- Allocation of life business profits to the life business legal reserve for 5,617 thousand euros, to the non-distributable reserve for revaluation of life business investments for 607 thousand euros and to the extraordinary life business reserve for 12,951 thousand euros.
- Allocation of the non-distributable reserve for foreign exchange gains of the life business to the extraordinary life business reserve for 522 thousand euros.

## A. Business and Performance

As a consequence of the above, the Company's equity will be made up as indicated in the table below, shown separately for the non-life and life segments and with an overall summary.

### SHAREHOLDERS' EQUITY

(amounts in EUR thousand)

	Life segments			Non-Life segments		
	2020	Variation	Final balance	2020	Variation	Final balance
Share Capital	76,000	-	76,000	50,000	-	50,000
Legal Reserve	9,584	5,617	15,201	9,617	383	10,000
Non-distributable reserve rev. part	252	607	859	558	1,489	2,047
Non-distributable reserve profit on exchange	522	-522	-	-	-	-
Extraordinary reserve	85,093	13,473	98,566	88,630	26,066	114,696
Capital injection reserve	-	-	-	5,000	-	5,000
Operating result	19,175	-19,175	-	37,738	-37,738	-
<b>Total</b>	<b>190,626</b>	<b>-</b>	<b>190,626</b>	<b>191,543</b>	<b>-9,800</b>	<b>181,743</b>

(amounts in EUR thousand)

	2020	Variation	Final balance
Share Capital	126,000	-	126,000
Legal Reserve	19,201	6,000	25,201
Non-distributable reserve rev. part	810	2,096	2,906
Non-distributable reserve profit on exchange	522	-522	-
Extraordinary reserve	173,723	39,539	213,262
Capital injection reserve	5,000	-	5,000
Operating result	56,913	-56,913	-
<b>Totale</b>	<b>382,169</b>	<b>-9,800</b>	<b>372,369</b>

### Covid-19 impacts on the Company

The hard experience of Covid-19 tested the Company's ability to adapt and react to situations of particular importance. The increasing spread of the Covid-19 epidemic globally led to significant strains on the financial markets that could also affect the solvency position

As part of its risk profile monitoring activities, the Company monitored its solvency situation on an ongoing basis, also reporting it monthly to the Supervisory Authority, as required by a communication dated 17 March 2020. During the monitoring activities, it was found that the Company's solvency ratio had fallen well below the tolerance threshold established in the RAF at 120%. In order to restore the solvency situation, the parent company HDI International AG was asked to strengthen its capital with high quality basic shareholders' equity in order to reach a Solvency Ratio level of no less than 130% and in any case such as to allow compliance, on an ongoing basis, with a solvency target appropriate to the actual risk profile of HDI Assicurazioni. In detail, the Company, in line with the objectives of the Emergency Plan and with the indications of the Supervisory Authority, took steps to restore the solvency situation, through the following measures:

- non-payment of dividends for the 2019 financial year;
- capital increase for 30 million euros on 29 April 2020;
- issuance of a 40 million euros subordinated loan on 5 May 2020, subscribed by affiliated companies for 29.5 million euros and by non-group companies for the remaining 10.5 million euros;

- issuance of a further intra-group subordinated loan for 50 million euros subscribed by HDI International AG on 3 June 2020.

Furthermore, in consideration of the fact that the effects deriving from the Covid-19 epidemic may also negatively affect the liquidity position, on 5 June 2020, IVASS, in collaboration with EIOPA, initiated a monthly survey to monitor liquidity trends by collecting a flow of information on a representative sample of companies including HDI Assicurazioni.

From an operational point of view, in order to contain contagion and comply with the regulations issued by the Government, the Company extended smart working to all employees, while at the same time maintaining the necessary supervision to allow business continuity.

Production performance in the life business at the end of the year was substantially in line with that of previous quarters, with technical accounts that do not seem to have been affected by the crisis. Ordinary financial income shows an increase compared to 2019, mainly linked to the increase in volumes.

With regard to the Non-Life business, premiums written decreased slightly compared to 2019 (-1.3% approximately), with the decline attributable almost entirely to the Motor TPL line and substantial stability in the CVT and elementary lines.



## B. System of Governance



## B.1 General information about the Governance System

The HDI Assicurazioni S.p.A. Corporate Governance System is structured according to the indications given by the Supervisory Authority IVASS and the Solvency II Directive.

The Company adopts a traditional governance system according to the definition given by Italian legislation, and envisages:

- the Shareholders' Meeting, which, in the matters for which it is competent, expresses the desires of Shareholders in its resolutions;
- the Board of Directors, to which the strategic management of the Company is entrusted;
- the Board of Auditors, with supervisory functions of compliance with the law and the articles of association.

The Senior Management is also an integral part of the corporate governance model - responsible for the implementation, maintenance and monitoring of the guidance policies and directives given by the Board of Directors.

### B.1.1 Structure of the governance system

#### Decision-making bodies: Shareholders' Meeting

The Shareholders' Meeting is the body that expresses the corporate will through its resolutions. Resolutions passed in compliance with the law and articles of association are binding on all shareholders, including those who were absent or in disagreement.

The ordinary and extraordinary shareholders' meetings are convened by the Board of Directors in the legal manner, to the company's office or elsewhere as specified by the Board of Directors, as long as in Italy.

In an ordinary session, in addition to establishing the fees due to the bodies it has appointed, the Shareholders' Meeting also approves remuneration policies in the favor of corporate bodies and staff, including remuneration plans based on financial instruments, where such are envisaged.

#### Administrative bodies: Board of Directors

In accordance with Art. 14 of the Articles of Association, the Company is administered by a Board of Directors numbering between 7 and 15 Directors, as determined by the Shareholders' Meeting; Directors remain in office for three years and can be re-elected. If the Shareholders' Meeting has not done so, the Board of Directors elects a Chairman and a Deputy Chairman from amongst its members; the Chairman shall represent the Company before third parties.

The Board of Directors in charge as at 31 December 2020, was appointed by the Shareholders' Meeting on 26 April 2018 for the three years 2018/2020 and it numbering 8 members.

The role of the Administrative Body is defined by the Company's Articles of Association, which under Art. 16, read "The Board of Directors is entrusted with the broadest powers, without any limitations, for the ordinary and extraordinary administration of the Company, with the right to carry out all the acts deemed necessary and useful to achieve the Company's objectives, with the exception of such acts that the law specifically reserves to the shareholders' meeting".

The Board of Directors is charged with ultimate responsibility for the Internal Control and Risk Management System, which it must ensure is constantly complete, functional and effective, including with regard to outsourced activities.

The Board of Directors ensures that the Risk Management System allows the identification, assessment and control of the most significant risks, including risks arising from non-compliance with the law.

## B. System of Governance

---

Specifically, the Board has the following functions: to approve draft budget submitted to the Meeting; to approve semi-annual results and financial position; to define strategic guidelines, development and investment plans, and the annual budget; to examine and approve transactions of particular economic and equity importance, especially if carried out with related parties or bearing a potential conflict of interest, and promptly report on its activities and such transactions to the Statutory Auditors, including acting through the President or the Managing Director.

With a specific reference to company organization, the Boards also:

- approves the company's organizational structure and allocation of tasks and responsibilities to business units, paying close attention to their adequacy over time, so that they can adapt quickly to changes in the strategic objectives, operations and the context in which the company operates. This structure is formalized in the Functions Chart/Organizational Chart in force at the time;
- ensures that appropriate decision-making processes are adopted and formalized, that an appropriate separation of functions is implemented and that tasks and responsibilities are appropriately allocated, shared and coordinated in line with company policies and reflected in the description of tasks and responsibilities. It also ensures that all relevant tasks are assigned and that unnecessary overlaps are avoided, promoting effective cooperation among all staff members;
- in line with article 258, paragraph 4, of the Delegated Acts, it approves, taking care of the adequacy over time, the system of delegations of powers and responsibilities, taking care to avoid the excessive concentration of powers in a single subject and placing to be verification tools on the exercise of delegated powers;
- in line with article 258, paragraph 2, of the Delegated Acts, it defines directives relating to the corporate governance which, in order to adapt to business development, is reviewed at least once a year. As part of these directives, it approves the policies relating to the internal control system, the risk management system and internal audit, in line with the provisions of article 30, paragraph 5, of the Code and that relating to the actuarial function;
- defines and approves the data governance policy that identifies roles and responsibilities of the functions involved in quality assessments in the use and processing of company information, ensuring that it is coordinated with the statutory information policy (reporting policy);
- is responsible for the choice of using the Undertaking Specific Parameters for the calculation of the Solvency Capital Requirement according to the Solvency II Directive and, in this sense, resolves the request for authorization to the Supervisory Authority for its use, as well as being responsible for the relative changes and / or extensions and to fulfill the obligations provided for by the current regulatory provisions;
- verifies that the Senior Management correctly implements the indications regarding the development and the functioning of the corporate governance system, in line with the directives given and that assesses its functionality and adequacy;
- has periodic checks on the effectiveness and adequacy of the corporate governance system and that the most significant critical issues are promptly reported, promptly issuing the directives for the adoption of corrective measures, which subsequently assess the effectiveness;
- identifies particular events or circumstances that require immediate intervention by the Senior Management;
- ensures, with appropriate measures, continuous professional updating of the resources and components of the body itself, also preparing appropriate training plans to ensure the necessary technical skills to carry out their role with respect for nature, the scope and complexity of the tasks assigned and preserve their knowledge over time;

- performs, at least once a year, an assessment of the size, composition and effective functioning of the administrative body as a whole, as well as of its committees, expressing guidelines on the professional figures whose presence in the administrative body is deemed appropriate and proposing any corrective actions;
- ensures that the corporate governance system is subject to internal review at least annually;
- verifies that corporate governance system is consistent with the strategic objectives, risk appetite and tolerance limits established and is able to capture evolution of business risks and the interaction between them;
- adopts the current and prospective risks policy;
- determines the system of risk objectives, defining the risk appetite of the company in line with its overall solvency needs, identifying the types of risk it believes it hires and setting the relative limits of risk tolerance consistently, which reviews at least once a year, in order to ensure its effectiveness over time;
- approves the risk management policy and, for the main sources of risk identified, the emergency plan (so-called recovery plan), in order to guarantee the company's regularity and continuity; approves, taking into account the strategic objectives and, in line with the risk management policy, the underwriting, reservation, reinsurance and other risk mitigation policies as well as operational risk management;
- approves the information policy to be provided to IVASS and information to the public (c.d. reporting policy);
- approves the capital management policy
- in compliance with the provisions of Article 274 of the Delegated Acts and Article 30, paragraph 5 of the Code approves company's outsourcing policy, defining the strategy and the applicable processes for the entire duration;
- in compliance with the provisions of Article 258, paragraph 1, letter c) and d), 273 of Delegated Acts and 76 of the Code and related implementing provisions, approves company's policy for the identification and assessment of requirements of suitability for position, in terms of integrity and professionalism and independence of those who perform administrative, management and control functions, as well as also in case of outsourcing, of the owners and of those who perform fundamental functions and of the additional personnel capable of significantly affecting the risk profile identified by the company. Evaluate the existence of the requirements of these subjects at least annually. In particular, this policy ensures that the administrative body as a whole possesses adequate technical skills at least in the areas of insurance and financial markets, governance systems including personal incentive systems, financial and actuarial analysis, regulatory framework, business strategies and business models; approves the Undertaking Specific Parameters (USP) governance policy for the calculation of the Solvency Capital Requirement related to the Non-Life area;
- periodically defines and reviews guidelines for remuneration policies, for the approval of the Ordinary Shareholders' Meeting, and is responsible for their correct application.

The Board convenes at least eight/nine times a year, based on a calendar decided by the same Board, usually in September of the year before; additional extraordinary meetings are convened by the Chairperson where required.

### Board Committee

The following support committees have been set up within the Board of Directors:

- *Internal Control and Risk Committee*: the Committee assists the Board in determining the guidelines for the system of internal control and risk management, in the periodic verification of its adequacy and its effective operation and in the identification and management of the main corporate risks. The Committee for Internal Control and Risks is convened and directed by the Coordinator and deliberates by an absolute majority of those present.

## B. System of Governance

---

- *Remuneration Committee*: the Committee performs consultancy and proposal functions in the context of defining remuneration policies, carrying out periodic checks and in any case providing adequate information to the Board on the effective functioning of remuneration policies.

### Management Committee

HDI Assicurazioni has put in place the following Committees that, depending on the circumstances, are composed of executives and company officials; in any case, these Committees have a purely advisory and recommendatory function:

- *Senior Management Committee*: brings together the Company's Senior Management, as envisaged by the regulations of the Insurance market Authority.
- *Management Committee*: chaired by the Managing Director/General Manager, it consists permanently of all Company Managers.
- *Risk Committee*: constituted to implement an efficient and effective governance of corporate risks, with a view to the progressive strengthening of the structures in charge of the internal control and risk management system. The Risks Committee also performs the duties assigned to the Underwriting Committee, fulfilling the requirements as laid down by the current underwriting policy of the Company.
- *Finance-ALM Committee*: assists the Managing Director/General Manager in the operational and tactical management of assets, supporting him in the choices of investment and disinvestment in securities and in the management of liquidity deriving from operative and financial cash flow.
- *Suretyship Committee*: aims to implement the provisions of regulations, laws and corporate provisions regarding the management of relations with public entities/public administrations and/or private entities, with specific regard to the implementation of effective controls over the technical-underwriting business of the Credit and Guarantee Line of business.
- *Products Committee*: is the corporate body responsible for analyzing and updating the Company's product range, both for the life business and for the non-life business. In this regard, the Products Committee approves the design of new products / restyling and, in case of need arising from the monitoring activities of the products marketed, identifies suitable remedial actions.
- *"Data Protection" Committee*: as an advisory body of the DPO (Data Protection Officer) with respect to the issues inherent to the matter of data protection.

### Auditing bodies: Board of Statutory Auditors

The Board of Auditors is the Company's body responsible for controlling compliance with the law and articles of association on compliance with standards of correct administration and, in particular, the suitability of the organizational, administrative and accounting structure adopted by the Company.

The Board of Auditors was appointed on 26 April 2018 and numbers three standing members and two alternates appointed by the Shareholders' Meeting; they shall remain in office for three financial years, after which they may stand for re-election.

In order to be appointed, the auditors must meet the requirements of professionalism and honor as laid down by special legislation in force.

The Board of Auditors is entrusted with the tasks and powers envisaged by the Italian Civil Code and special laws, including those necessary to comply with the provisions of Art. 190, paragraph 3 of Italian Legislative Decree no. 209/05.

## The Senior Management

In compliance with the guidelines provided by the Board of Directors, the responsibility for implementing, maintaining and monitoring the internal control and risk management system lies with the Senior Management.

In detail, the Senior Management:

- defines in detail the organizational structure of the company, the tasks and responsibilities of the base operating units, as well as the decision-making processes in line with the directives given by the board of director; in this context, it implements the appropriate separation of tasks both between individuals and between functions, so as to ensure an adequate dialectic and avoid, as far as possible, the occurrence of conflicts of interest;
- with reference to the internal assessment of risk and solvency, contributes to ensuring the definition of operating limits and ensuring timely verification of the limits themselves, as well as the monitoring of exposure to risks and compliance with tolerance limits;
- implements the policies relating to the corporate governance system, respecting the roles and tasks assigned to it;
- takes care of maintaining the functionality and overall adequacy of the organizational structure and the corporate governance system;
- verifies that the Board of Directors is periodically informed about the effectiveness and adequacy of the corporate governance system and, in any case, promptly, whenever significant critical issues are found;
- implements the instructions of the Board of Directors regarding the measures to be taken to correct the anomalies found and make improvements;
- proposes to the Board of Directors initiatives aimed at the adaptation and strengthening of the corporate governance system.

### Supervisory Body, instituted pursuant to Italian Legislative Decree No. 231/2001

The Supervisory Body is responsible for supervising the functioning of and compliance with the 231/2001 Organizational Model and the Ethic Code adopted by the Company, as well as for ensuring that it remains up-to-date. It verifies that the Company's conduct is consistent with the 231/2001 Organizational Model, updated to 30 June 2018 and the Ethic Code, updated to May 2020.

#### *B.1.2 Roles and responsibilities of the key functions*

Moreover, in accordance with the definitions given by legislation, the Company has established the following four essential "key" functions: Internal Audit, Risk Management, Compliance and Actuarial Function.

The Anti-Money Laundering, Anti-terrorism and Anti-Fraud function is also part of the fundamental functions of HDI Assicurazioni.

All the key functions depend directly on the Board of Directors and they are functions separate from the Company's operating processes, independent and autonomous from an organizational point of view.

## B. System of Governance

---

**Internal Audit:** placed in staff on the Board of Directors, provides Group Companies with a suitable audit plan, deals with its implementation and checks the suitability and effectiveness of the internal Control Systems, the reliability and completeness of data and information and adherence to policies, plans, procedures, laws and regulations. It also draws up and proposes any necessary corrective and/or improvement measures, and checks that such measures are correctly implemented. It ensures adequate reporting to the Board of Directors, Board of Auditors and Senior Management, at least once every six months.

**Risk Management:** is divided into two organizational units: Qualitative and Reporting Risk Management and Quantitative Risk Management. The Risk Management Function contributes to the definition of the Risk Strategy and the Risk Budget as well as all risk policies. It is responsible for risk management in terms of identification, assessment, monitoring and treatment as well as the development of the tools and methods for quantifying the same for Group companies. It guarantees the quantification of the capital requirement and the related Solvency level in line with the Solvency II solvency regime, both according to the Standard formula with USP / Market Wide parameters and according to the Internal Model of the Talanx Group.

It contributes to the definition of the Finance Guidelines and verifies compliance with them through ad hoc reports and through participation in the specific Committees, and contributes to the definition of the investment strategy with a view to absorbing the capital of financial risks.

It contributes to the definition of the operational risk limits assigned to the operating structures and verifies their consistency with the risk appetite defined by the Board of Directors. Validate the information flows necessary to ensure the timely control of risk exposures and the immediate detection of anomalies found in operations.

It reports to the Board of Directors the risks identified as significant even in potential terms, and also reports on additional specific risk areas, on its own initiative or at the request of the same. It prepares the reports to the Board of Directors, to the Senior Management and to the managers of the operating structures regarding the evolution of the risks and the violation of the set operating limits.

It verifies the consistency of risk measurement models with the operations of the company and contributes to the performance of scenario analyzes or stress tests carried out also in the context of the internal assessment of risk or solvency or at the request of IVASS. It contributes to the definition of the incentive mechanisms for personnel.

In collaboration with the competent functions, it is responsible for coordinating the assessment of the Company's prospective capital adequacy by estimating the capital requirement based on the business strategy and the ORSA process, by preparing the related report to the Authorities Supervisory Body and towards the Talanx Group.

He is responsible for preparing the Solvency II Report and for the validation and preparation of the reports required under Pillar III with respect to the National Supervisory Authority, the Talanx Group and the Market.

It periodically reports to the Board of Directors and to the Board of Statutory Auditors the main issues pertaining to the activities carried out and in progress by preparing specific documentation for this purpose. He is the contact person for the Parent Company Talanx and HDI International AG for monitoring and managing the risks to which the Company is exposed in accordance with the Group Guidelines.

The Risk Management Function also includes the Data Quality Function, which guarantees the monitoring of the Data Quality process, ensuring the definition and implementation over time of the system defined by the Data Policy, through the development of the instruments and update of methods and operating procedures for data quality control.

**Actuarial Function:** as functionally part of the Risk Management function, it coordinates the calculation and guarantees the validation in terms of the results, models and underlying data bases of the Best Estimate Solvency II reserves, It performs the evaluation of the quality of the data used for the calculation of technical provisions.

It expresses an opinion on the appropriateness of the models used in the calculation of the USP and on the verification of the underlying hypotheses and is responsible for the validation of the database used for the calculation according to the specific procedures defined in the related Policy. It expresses an opinion on the global underwriting policy including an assessment of the consistency of product price determination, an opinion on the main risk factors affecting business profitability, an opinion on the possible financial impact of any planned change in terms and conditions contractual conditions and an assessment of the degree of variability of the estimate of the company's expected profitability and its consistency with its risk appetite. It expresses an opinion on the adequacy of the reinsurance agreements entered into with respect to the company's risk appetite, an assessment of the effect of reinsurance on the estimate of technical provisions, an opinion on the effectiveness of reinsurance agreements stipulated in the volatility mitigation action of own funds.

With a specific report, it expresses an assessment of the sufficiency of the technical provisions relating to the life business and the compulsory insurance of the Motor Liability of Motor Vehicles and Vessels based on the evaluation criteria applicable to the statutory financial statements.

Check the consistency of the provisions drawn up on the basis of the evaluation criteria applicable to the statutory financial statements with those obtained with the application of the Solvency II criteria, representing and motivating the differences and the consistency between the data bases and the data quality process adopted.

It contributes to the effective application of the risk management system. Report directly to the Board of Directors the results of the assessments made.

**Compliance Function:** ensures continuous identification of the rules applicable to the Group companies, evaluating their impact on company processes and procedures, providing support and consultancy activities to corporate bodies and other corporate functions on the matters for which the risk of non-compliance assumes importance, with particular reference to product design. It evaluates the adequacy and effectiveness of organizational measures taken to prevent the risk of non-compliance; it evaluates the effectiveness of organizational adjustments implemented by the Process Owner and/or working groups.

The division prepares adequate information flows for the corporate bodies of the Company and other departments involved.

**Anti-Money Laundering, Anti-Terrorism and Anti-Fraud Function:** constantly guarantees the identification of anti-money laundering and anti financing of terrorism provisions applicable to the Group and evaluates their impact on internal processes and procedures, proposing the organizational and procedural changes necessary. It prepares suitable internal and external information flows on the activities for which it is competent. It contributes to the creation of an adequate network workforce Training Plan aimed at disseminating anti-money laundering culture in collaboration with the other competent company functions. It verifies the reliability of the information system that feeds data into the Centralized Computer Archive and sends the aggregate data concerning entries in the Centralized Computer Archive to the Financial Information Unit on a monthly basis. It is responsible for managing and supervising the fulfilment of obligations, including training-related obligations, envisaged in anti-terrorism legislation. It prepares a six-monthly report and an annual report for the Board of Directors and the Board of Statutory Auditors, also containing the results of the self-assessment of the money laundering risk. It also reports to the Top Management (Senior Management Committee) the results of the checks carried out.

## B. System of Governance

---

### *B.1.3 Communication flows and connections between the Control functions*

The continuous collaboration between the functions and the bodies in charge of the control in order to guarantee an effective and efficient system of interrelations and collaboration on risk management and internal controls, takes place through a continuous exchange of information that is explicit, between the other, in the Risk Report prepared for the Risk Committee.

The control functions annually present their activity plan to the Board of Directors, as well as informing it, every six months, on the activities carried out and on any criticalities found.

Listed below, although not exhaustively, are interactions between controlling divisions and corporate bodies:

- the Risk Management function prepares for the Boards specific standardised reporting on business risks, results of completed stress tests, its underlying assumptions, and control of overrun limits set by the Boards as well as the qualitative and quantitative reporting required by Pillar III;
- the Compliance function submits to corporate bodies a semi-annual Report and an Annual Report that illustrate the status of activities related to the supervision of non-compliance risks; the Compliance Division also provides the concerned corporate structures with appropriate information in the form of illustrative reports on results of the inspections carried out;
- the Actuarial Function also prepares for the Board an opinion on the overall underwriting policy, on the reinsurance policy for Non-Life and Life and on the reliability and adequacy of the calculation of technical provisions;
- The Data Quality Management function prepares specific reports on the outcome of the Risk Assessment activities regarding the quality of the data, highlighting any critical issues or activities to be implemented in order to guarantee compliance with the standards defined in the Company's Data Policy;
- the Anti-Money Laundering, Anti-Terrorism and Anti-Fraud function reports to the corporate bodies (Boards and Board of Statutory Auditors) and the Senior Management (Senior Management Committee), communicating the results of inspections/activities and the related reports;
- the Internal Audit function ensures adequate reporting with at least a semi-annual periodicity, reporting to the Boards, Board of Statutory Auditors and the Senior Management; also, in case of particularly serious situations or significant findings, the division is obliged to report urgently to the Boards and the Statutory Auditors.

### *B.1.4 Changes to the Governance System*

On 1 July 2020, the CFO (Chief Financial Officer) was appointed in the person of the Manager in charge of the Deputy Life Business Unit, and the Administration - Planning and Control Department was established.

### *B.1.5 Remunerations Policy*

The primary objective of the remuneration policies is to guarantee remuneration that meets the criterion of fairness. "Fairness" means:

- External fairness, i.e. the remuneration of the individual compared with the remuneration that the insurance market offers, on average, for similar positions. In this case, the "insurance market" is the portion of the total market



comprising business with a comparable volume of Italian direct insurance ("LDI") premiums to that of HDI Assicurazioni.

- Internal fairness, i.e. the remuneration of the individual compared with the remuneration that the company offers employees with similar or equivalent duties, in terms of competences, importance, responsibilities and complexity.
- Individual fairness, i.e. individual retribution compared to individual responsibilities.

The HDI Assicurazioni remuneration policy, defined annually by the Board of Directors, also ensures that the remuneration system is coherent with healthy, prudent risk management, avoiding incentives that may encourage the various company players to run risks that are not coherent with the long-term interests of the company. The alignment of the company's remuneration policies with the long-term objectives also strengthens the protection of shareholders, insured parties and, more generally, all stakeholders.

This objective is concretely pursued through a remuneration policy based on the following principles:

- A suitable balance of the fixed and variable components, with the latter connected with predetermined, measurable key performance indicators. More specifically, disbursement of the variable portion of remuneration is connected with the achievement of specific objectives, which are:
  - shared corporate objectives that reflect the overall Company performance and are linked to performance indicators that consider the risks connected with the target results and correlated expenses in terms of capital employed;
  - objectives based on non-financial criteria that help create value for the company, as in compliance with internal and external regulations and the efficiency of customer service;
  - structural objectives.
- The fixing of limits to the disbursement of the variable component: the amount that can be disbursed by way of variable remuneration at period end is predetermined and cannot exceed the portion assigned.
- Sustainability: at least 50% of the variable remuneration of risk takers is linked to objectives measured over a three-year period. Three-year period objectives are measured at the end of the first, second and third year in order to verify the effective achievement and consolidation of the results. Moreover, the goal assignment letters delivered to risk takers shall include both "malus" clauses and clauses whereby the sums credited can be returned when they are disbursed on the basis of non-permanent or ineffective results due to fraudulent conduct on the part of the employee assigned the objectives.

There is no provision for remuneration plans based on financial instruments.

The members of the Board of Directors and Supervisory Body shall not receive any severance indemnity upon cession of office. Thus, they shall be due nothing in the event of early or due termination of office upon expiry.

There is no provision for supplementary pension forms for members of the Administrative Body, whilst all employees are given the opportunity of adhering to an insurance-type Individual Pension Plan or a Corporate Pension Fund.

These forms of supplementary welfare are achieved by means of voluntary contributions made by both the beneficiary and the employer and envisage the disbursement of supplementary pension plans at the time the employee retires.

In particular, the pension fund proposes multiple investment options (segments), each characterised by its own risk/return combination. One of the Lines proposed by the Fund can be adhered to, or they can be integrated, splitting the contribution flow and/or any individual position already accrued, between several segments. During the investment relationship, it is possible to change choices made previously.

To the managers and staff at the highest level of the key functions are not paid any amount as variable remuneration.

## B. System of Governance

---

### *B.1.6 Substantial operations with stakeholders*

In 2020, no substantial operations with stakeholders are recorded.

## **B.2 Fit, Proper and Independence requirements and the procedure for verifying the requirements**

In line with the provisions of regulation, the Company has prepared a framework policy on the suitability to office according to requirements of professionalism, honor and independence that the subjects effectively directing the company or who hold other essential offices, must meet. This policy aims to define suitable organizational and procedural measures by which to circumscribe and minimize the reputational risk.

In addition to the persons in charge of administration, management and control functions, the addressee of the company policy is the so-called "Relevant Staff", as identified in the Corporate Governance Document.

According to the IVASS Regulation n. 40 – article 41, it is also considered recipient of this policy the Responsible of Distribution Activities. In addition to these subjects, the owners of an organizational unit carrying out a settlement activity within the Claims Department are also beneficiaries of this policy.

The requirements of fit laid down for subjects assigned to administrative, management and control duties are those as prescribed each time by current legislation, today identifiable as Art. 3 of Ministerial Decree no. 220/11. Failure to satisfy these requirements means that the person cannot be elected to the office.

All the relevant personnel must meet the requirements of professionalism envisaged in the "profiles" prepared by the Human Resource Department. More specifically, they must show to have professional qualifications, knowledge and experience fit for the position held, so as to allow for a healthy, prudent management and guarantee the carrying out of all the tasks connected with the office held. Thus said, a set of "common" knowledge can be identified for all people belonging to the Relevant Staff.

These can be detailed as follows:

- professional qualifications in terms of knowledge and expertise in the financial sector and about the main players;
- knowledge of the insurance market in terms of products, business characteristics and distribution networks;
- knowledge of the roles, responsibilities and decision-making powers comprising the company Governance System;
- knowledge of the business models in terms of organization and commercial strategies;
- capacity to use the conclusions drawn by the actuarial and financial analyses;
- knowledge of primary and secondary legislation and of the related impact on company business;
- knowledge of the Company's Internal Control System;
- knowledge of the English language;
- experience in insurance and / or financial companies;
- experience in planning, organization and management of projects and human resources;
- knowledge of the issues relating to the risk management of an insurance company;

- knowledge of information technology issues for an insurance company.

All the personnel in question, in addition to the specific skills required by the role, must have the following core of skills:

- knowledge of the insurance market in terms of products, business characteristics and distribution networks;
- knowledge of the roles, responsibilities and decision-making powers comprising the company Governance System;
- knowledge of the business models in terms of organization and commercial strategies;
- capacity to use the conclusions drawn by the actuarial and financial analyses;
- knowledge of primary and secondary legislation and of the related impact on company business;
- knowledge of the Company's Internal Control System;
- knowledge of the issues relating to the risk management of an insurance company;
- knowledge of information technology issues for an insurance company.

The concept of proper instead regards the personal integrity that must characterize all addressees of the policy. These subjects must go about the activities assigned them conscientiously and with a suitable level of diligence. Integrity consists precisely in the reputation and trust enjoyed by a person in respect of being able to always consider the justified interests of the players involved in the business processes and their capacity to comply with internal and external regulations, as well as standards and practices of corporate conduct. It is therefore essential that persons assigned essential duties have shown no evidence of being unsuitable to managerial roles due to crimes they may have committed. Subjects assigned essential duties must also not carry out any activities that may result in conflicts of interest or apparent conflicts of interest.

The requirement of independence guarantees the absence of offices/appointments in potential conflict of interest. Failure to satisfy this requirement means that the person cannot be elected to the office or shall forfeit it.

In application of the provisions of art. 147 ter of the TUF, if the Board of Directors consists of more than seven members, at least two of them must be independent. Furthermore, the appointed independent Directors must be without executive powers.

The assessment of the possession of the requirements of fitness for the role by the addressees is different according to the category of those assessed:

- *subjects assigned to administrative, management and control functions:*

members of the Board of Directors and of the Board of Auditors declare their status in writing, with reference to the requirements necessary; said documents are issued at the time of appointment, with the obligation of reporting any change in status in a timely manner. On the basis of this documentation, the Board of Directors assesses the existence of the requirements at least once a year, or each time it receives a notice of a change in status.
- *Subjects assigned relevant staff and owners of an organizational unit carrying out a settlement activity within the claims department:*

Assessment of the possession of the requirements of fitness for office by the subjects assigned relevant staff is carried out by the Board of Directors once a year, with the support of the Human Resources Management. In this case a detailed curriculum vitae should be requested for the person that is going to be appointed. The resume should focus on the following aspects of the positions held during the course of the person's professional career: name of the concrete position; beginning and end of the activity; name and registered office of the company and type and scope of the business model; place of the activity. The candidate will be assessed on the basis of a requirements profile, prepared by the Human Resources Department, which will include the minimum requirements as well as any

## B. System of Governance

---

specific requirements for the function to be covered. If the candidate does not fully comply with the requirements set out in the profile, immediate measures should be taken to fully comply with the requirements before the appointment is announced (e.g. implementation of specific training courses). If new subjects are assigned to essential duties, a specific assessment will be carried out at the time of appointment. If, at the time of the assessment, there are no significant changes in the characteristics of the person who holds one of the roles specified (for example new information concerning the person's specialist qualifications or new knowledge concerning the integrity and honesty of the person) or in the characterizing elements the role (for example: scope of responsibility or change of the professional qualifications necessary to adequately cover the position), the Board of Directors may decide to consider the last assessment carried out as valid. Similarly, the Board of Directors will carry out ad hoc evaluations if changes occur in the personal characteristics or in the role that, in the opinion of the Administrative Body, may require an in-depth analysis to verify the existence of the fit & proper requirements.

As a whole, the Administrative Body must be in possession of the suitable technical skills to correctly fulfil its duties. For this purpose, the Body must, therefore, collectively (i.e. not necessarily with reference to each individual member) possess the following competences:

- knowledge of the insurance market in terms of products, business characteristics and distribution networks;
- knowledge of the roles, responsibilities and decision-making powers comprising the company Governance System;
- knowledge of the business models in terms of organisation and commercial strategies;
- capacity to use the conclusions drawn by the actuarial and financial analyses;
- knowledge of primary and secondary legislation and of the related impact on company business;
- knowledge of the Company's Internal Control System.

On the basis of a report prepared by each member, the Administrative Body proceeds to carry out an annual self-assessment of suitability.

The requirement of proper guarantees the possession of the integrity and level of honor that must characterize all subjects mentioned above.

Subjects assigned to administrative, management and control functions must meet the requirements of honor as prescribed by current legislation, today identifiable as Art. 5 of Ministerial Decree 220/11 and ISVAP Circular no. 140 of 1990. The lack of such requirement involves ineligibility/removal from the function.

### B.3 Risk Management System, including Own Risk and Solvency Assessment

#### *B.3.1 Risk Management System*

The Risk Management System represents the set of strategies, processes, methodologies and tools that make it possible to identify, analyze, assess, monitor, manage and report risks on an ongoing basis.

For this purpose, the Company has defined a Risk Management System in compliance with current Italian legislation.

The risk management process is governed by the HDI Assicurazioni "Risk Management Framework" policy approved by the Board of Directors and updated from time to time.

The roles and responsibilities of the players involved in the Risk Management System are instead formalized in a specific document "Risk Management System Model" approved by the Company's Board of Directors and updated from time to time.

The Risk Management function is responsible for managing risk in terms of identification, assessment, monitoring and treatment as well as the development of the tools and methods for quantifying it. The Function provides Senior Management and the Board of Directors with all the reports and information necessary for efficient control and risk management.

The risk management processes are the basic component of the Company's Risk Management System and can be described as a systematic application of the established policies, procedures and practices in risk management activities, such as identification, analysis, evaluation, monitoring, treatment as well as risk reporting. The objectives of HDI Assicurazioni's Risk Management System are defined in business and risk strategies and are subject to a continuous review process. The process underlying the HDI Assicurazioni Risk Management System is structured into the following phases:

- **Identification of risks**, that is the process of identifying, recognizing and describing risks. This process involves identifying the sources of risk, events and their causes, as well as the possible consequences. The risk identification process consists of collecting the information necessary to identify and classify the relevant risks and may involve the use of historical data, theoretical analysis, expert opinions, as well as considering the needs of the shareholders. The risk identification process is carried out on at least an annual basis and is coordinated by the Group Risk Management function. The results obtained and the methods used are brought to the attention of the Risk Committee, Senior Management and the Board of Directors of the Company.
- **Risk analysis**, which consists of the process aiming to understand their nature and determine risk level. This analysis constitutes a basis for risk assessment and decisions regarding how they should be treated. Risk analysis also includes an estimate of risk.
- **Risk evaluation**, which consists the comparison of the risk analysis results on the basis of risk criteria to establish whether the risk and/or its extent are acceptable or tolerable. Risk assessment supports decision-making processes upon the means for its handling. In particular it consists of the development of methodologies aimed at measuring the impact that risks may have in terms of capital absorption, and it therefore presupposes that the potential loss has been quantified according to a confidence interval defined on an ex-ante basis. Risk evaluation implies the definition of a reference model-theoretical framework; among the most used in the literature we recall the VaR, scenario-based, factor-based approaches, etc. HDI Assicurazioni has established a process of quantification of risks inherent in the corporate business which occurs at least annually. The method applied to date consists of the assessment of the capital requirement in terms of Solvency II, measured by means of the application of both the market-wide Standard Formula and the internal model of the Talanx Group, used for strategic purposes, as well as using Undertaking Specific Parameters to assess the Non-life underwriting risk. The assessment is conducted on the basis of a "Value at Risk" (VaR) with a confidence level of 0.5%. The studies carried out are aimed at monitoring the asset absorption of the risks borne by the Company. At every study done, assessments must be made with regard to:
  - capital requirements;
  - capital adequacy;
  - changes in capital requirements since the previous study;
  - "what if" analysis of specific risk factors or peculiarities of the business;
  - stress test analysis and reverse stress tests.

## B. System of Governance

---

Stress tests are conducted periodically, at least annually, directly by the Risk Management Function, with the support of the competent operating units depending on the risk factor considered. The Risks Committee analyses the results of stress tests carried out, assessing whether there is any need to take corrective actions to lessen exposure to risks considered to be inconsistent with the policy adopted by the Company. The results of the stress tests performed are also submitted for the attention of the Board of Directors, highlighting details of the underlying hypotheses applied in the analyses and any mitigation actions proposed with respect to adverse trends of particular risk factors. Analyses can be carried out separately for each of the risk macro-areas (Finance, Life, Non-Life) or joint, for each area identifying the variables that, on each occasion, can be considered as most significant and able to influence the development of the related risks.

- **Risk monitoring:** this is based on a system of line controls that permit continual checks of the risk operating levels by operating functions. Moreover, to ensure pursuit of the company's objectives, regular controls are carried out depending on the significance of risk and the possible impact that they may have on the company's risk profile. Specifically, the periodic controls are carried out by the Risk Management Function with the support, as necessary, of the other company functions involved in the Risk Management System, such as for example, the Treasury and Investments, ALM and Non-Life actuarial functions. Compliance with the Company's risk profile is guaranteed through monitoring the risk budget. The Risk Management Function must also conduct an assessment of the effective Solvency Ratio periodically to check compliance with the risk propensity. Finally, in order to allow continuous monitoring of the Company's solvency and liquidity level, in addition to the Risk indicators, such as the Solvency Ratio (SR) and the short-term Cash Flow Ratio, a set of alert indicators (EWI) that indicate potentially negative trends such as to prevent HDI Assicurazioni from reaching the defined solvency and liquidity targets. These indicators, monitored jointly with the financial and technical ones, help to seize emergency situations in advance and allow for the timely adoption of the most appropriate corrective actions. The control methods for risk indicators and the crisis activation process are defined in the Company's Emergency Plan approved by the Board of Directors.
- **Risks handling and escalation processes:** the Company has equipped itself with specific organizational and procedural systems to manage the specific types of risks, such as the risks of assumptions, reservation and financial. Within the processes of the Group Risk Management function, escalation processes are envisaged to be carried out in the event of failure to comply with the limits set by the Board of Directors. The purpose of the escalation processes is to ensure the timely and effective definition of the actions to be implemented.
- **Risk reports:** the aim is to provide the Board of Directors, Senior Management, Risks Committee and the other company functions involved, with systematic information, in a uniform, timely manner on the risks and their potential effects. It provides an overview of the development of risks and the success of any mitigating measures taken. The responsibility for risk reporting lies with the Risk Management Function. The risk reporting system currently used by HDI Assicurazioni requires the preparation of specific reports according to the needs of the various addressees.

### *B.3.2 Own Risk and Solvency Assessment (ORSA)*

The current and prospective assessment of own risks by the company, on the basis of the ORSA (Own Risk and Solvency Assessment principle), is connected with the key elements of the governance system as regards the risk defined by the company, such as risk strategy, risk management processes and the models and methods used for quantitative and qualitative assessment.

The Company has a specific ORSA (Own Risk and Solvency Assessment) system in place that may be summarized according to the following phases:

- Database collection;
- Definitions of assumptions;
- Current and forward looking solvency analyses;
- Current and forward looking capital adequacy assessment;
- Sharing of results;
- Reporting.

The prospective evaluation of the capital requirement provides for the stand-alone quantification of each risk envisaged in the standard formula. These risks are evaluated individually for the whole of the time frame, and thereafter aggregated by means of the correlation matrix, defined as part of the standard formula.

The individual risks to which the Company is exposed can be calculated coherently with the forecasting methods, such as “scaling” and analytical.

The ORSA results are supportive to strategic decision-making, allowing the Company to respect the risk tolerance levels established in the Limit and Threshold System Policy approved by the Board of Directors.

At the end of the process, the ORSA report is presented to the Risks Committee, Senior Management and the Board of Directors for the related approval and/or to incorporate any supplements. Thereafter, the ORSA report is sent, as required by legislation in force each time, to the Supervisory Authority.

### **Frequency**

The internal risk and solvency assessment is carried out at least once a year, but naturally any significant changes to the risk profile, deriving from internal decisions or external factors, entail the implementation of an extraordinary ORSA.

Amongst others, the Company has defined the following situations that may give rise to an extraordinary ORSA:

- as the consequence of a merger/acquisition process;
- for significant external events, such as a significant change in the financial markets, insurance disasters, significant changes in the regulation and legislation;
- each time an event sparks an extraordinary planning of the business in the medium-term, merely by way of example:
  - set-up of new business lines/divisions aperture to new market segments;
  - significant changes in product and investment strategy;
  - changes to the risk tolerance limits approved or reinsurance agreements;
  - portfolio transfers;
  - significant changes in asset allocation;
  - substantial legal changes.

#### ***B.3.2.1 Integration of the Risk Management System into the organizational structure and decision-making processes of the business***

The current and prospective assessment of the risks and solvency is connected with and affected by key elements of the governance system as regards risks, defined by the Company as:

- the risk strategy, under the scope of which tolerance to risk and risk limits are also determined;

## B. System of Governance

---

- the identification of risks, carried out through a risk self-assessment by the Risk Management Function, under the scope of which, amongst others, the following is considered:
  - core business;
  - the strategic plan in force with special attention paid to the internal and external scenario;
  - the results of the qualitative assessments performed for non-quantifiable risks
  - the results of controls and assessments performed by other level two and three functions;
  - equity forecasts and principles of capital allocation.
- the backtesting of the other projection models used;
- the capital projections and the capital allocation principles.

The ORSA covers three main aspects as part of the HDI Assicurazioni governance system:

- assessment of global solvency needs;
- assessment of the Company's capacity to continuously meet the Solvency II equity requirements and requirements concerning the calculation of technical reserves;
- assessment of deviations with respect to the hypotheses underlying the calculation of solvency capital requirements.

### B.4 Internal control system

HDI Assicurazioni's internal control system, defined by the Board of Directors, consists of a set of rules, procedures and organizational units aimed at ensuring that the Company functions properly and performs well, as well as and which aim to guarantee:

- the efficiency and efficacy of company processes;
- the identification, even the prospective assessment, the management and the adequate control of risks, in line with the strategic guidelines and the risk appetite of the company also in a medium-long term perspective;
- the reliability and integrity of accounting and management information;
- asset protection;
- the compliance of the company's activity with applicable legislation, directives and company procedures.

The system represents an aggregation of all monitoring measures integrated into the processes or independent of the processes (internal controls and organizational measures), which guarantee the correct function of the organizational system. It applies to all company levels and focuses on process risks and controls implemented to monitor them.

The system is an integral part of company management and serves to achieve the company objectives in an efficient manner, in compliance with regulations and risk prevention.

It is structured into three levels according to the purposes pursued by the control:

- *level one controls*, which represent the first "line of defense"; these are carried out by individual users when going about the operative processes they are assigned, and by the managers of the operative structures. The managers of



the operative structures are responsible for identifying, assessing, processing and monitoring the risks intrinsic to the business processes;

- *level two controls*, which represent the second “line of defense”, comprising the functions that guarantee an adequate application of the system on a higher level and assist the operational functions; they include the Risk Management, in which the Data Quality Function is also placed, Compliance, Anti-Money Laundering, Anti-Terrorism and Anti-Fraud and Actuarial Functions. Furthermore, the controls carried out by the Data Protection Office are to be considered as second level.
- *level three controls*, which constitute the third “line of defense” and, as independent and objective, head the Internal Audit Function. Internal Audit observes the effectiveness and efficiency of the Internal Control System as a whole, using the related audit activities. Level three controls also include those performed by the Supervisory Body established in accordance with Italian Legislative Decree no. 231/2001.

### **B.4.1 Compliance Function**

The Compliance Function is constituted in the form of a specific organizational unit, in compliance with the principle of separation between operational and fundamental functions, in order to guarantee its independence, autonomy and objectivity of judgment.

The Compliance Function reports directly to the Board of Directors, through a half-yearly report and an annual report, highlighting the activity carried out, the checks carried out, the assessments made, the results that emerged, the critical issues detected and the recommendations made for their removal.

The Group Compliance Function’s mission is to prevent the risk of the company incurring legal or administrative sanctions, financial losses or reputational damage due to breaches of laws, regulations or provisions of the Regulatory Authority or self-regulation rules.

Therefore, the HDI Compliance Policy is marked by an eminently preventive and proactive approach, aimed at preventing, through continuous, systematic monitoring and prudent assessments performed *ex ante*, the onset of discrepancies, thereby safeguarding the company’s stability, equity and reputation.

The Policy is implemented through the promotion of a disseminated pervasive system for the management of the compliance risk, based on the involvement and accountability of every subject working for the company and entrusted to the ultimate supervision of the Board of Directors, insofar as the organization offering strategic, organizational guidance.

All operators are called to ensure an efficient monitoring of the compliance risk at all levels of work, remaining constantly up-to-date as regards legislative requirements relating to the specific role, duty or task of competence and complying in its day-to-day operations with said requirements.

The compliance risk management system implemented in HDI in any case envisages a level one control, entrusted to the Unit Managers and Institutional Regulatory Owners. The corporate roles in charge of independently governing the evolution and application of a specific legal area are identified as “Owners” and must guarantee compliance in day-to-day operations.

Instead, the Group Compliance Function, as the specialized structure in charge of supervising and coordinating compliance as a whole, is responsible for providing level one controls, where required, supporting by offering consultancy and assessing the adequacy of the compliance management process overseen by the Unit Manager or Owner, reporting any presence of discrepancies with respect to regulatory provisions and accompanying said report with recommendations on the adoption of suitable organizational and procedural improvements able to guarantee a timely limitation of the risk of non-compliance noted.

## B. System of Governance

---

In detail, the Compliance Function goes about its prudent control of Company's compliance by means of the following different types of activities:

- Fundamental activities:
  - continuous, evolutionary identification of the scope of regulations relevant to the company;
  - analysis of the sources of regulation included in said scope with reporting of requirements set out therein as regards needs and specific conduct expected, complete with evidence of the policies, procedures and company processes impacted;
  - assessment as regards the compliance of the current organizational structure and policies, procedures and processes in force by means of checks performed with a view to noting any misalignment or situations where binding regulatory requirements are not entirely implemented and to provide evidence of the level of risk connected with each *vulnus* noted;
  - simultaneous proposal of corrective interventions able to ensure an effective overseeing of the compliance risk noted;
  - monitoring over time of the areas that are most sensitive in terms of exposure to compliance risk;
  - follow-up checks with a view to checking the suitability, timeliness and effectiveness of any corrective action taken by the operative functions, in the implementation of recommendations made during compliance assessment;
  - annual preparation of a document formalizing the planning of activities to be carried out during the reference year and relative presentation to the corporate bodies, after communication to Senior Management;
  - preparation and transmission of suitable flows of information to the corporate bodies and other company structures involved;
  - annual drafting of the report pursuant to Article 46 of IVASS Regulation no. 40/2018, to be submitted for the approval of the administrative body and forwarded to IVASS, illustrating the monitoring actions carried out for the purpose of verifying the correct implementation of the policies and procedures adopted and the related findings; any critical issues detected and the measures adopted or deemed necessary; the solutions proposed for changes to the policies and procedures; the elements relating to the verifications and analyses carried out in relation to the requirements set out in Article 30-decies of the Code and related implementing provisions, functional to the correct control of distribution.
  
- Complementary activities:
  - consultancy support and assistance to corporate bodies, Senior Management and operative functions regarding organizational and managerial choices made in connection with alignment with regulatory requirements;
  - collaboration with Senior Management in designing training to be delivered on compliance risk, the culture of control and regulatory refreshers.

### B.5 Internal Audit Function

The HDI Assicurazioni Internal Audit Function constantly monitors the system of internal controls, in order to assess their effectiveness and efficiency and the need for any updates. This activity includes supporting and advising other company functions.

The HDI Assicurazioni S.p.A. Organizational Chart assigns the Function the following objectives:

*" It defines a suitable audit program, and ensures its implementation, to verify the adequacy and efficacy of the internal control system, the reliability and integrity of data and information, and compliance of practices with policies, plans, procedures, laws and regulations. It also draws up and proposes any necessary corrective and/or improvement measures, and checks that such measures are correctly implemented. It ensures adequate reporting to the Board of Directors, Board of Auditors and Senior Management, at least once every six months*

Internal Audit checks:

- management processes;
- organisational procedures;
- the regularity and efficiency of information flows between company sectors;
- the appropriateness of information systems and their reliability, in order to ensure that the quality of information on which the company's senior management bases its decisions is not invalidated;
- the compliance of administrative and accounting processes with principles of honesty and proper accounting;
- the efficiency of controls relating to outsourced activities.

The dedicated structure is adequate in terms of human and technological resources, the nature, scope and complexity of business activities and development objectives it intends to pursue.

The structure staff have specialized competences, including through an organic professional refresher and training plan.

In line with the dedicated structure, there is a rotation of audit assignment duties so as to allow for a more complete knowledge of the processes audited and how they can be checked, thereby also guaranteeing a greater interchange of the activities to be carried out, always in respect of the Function's independence.

### ***B.5.1 Independence and objectivity of the Internal Audit Function***

The work of the Internal Audit is independent; the function is functionally subordinate to the Board of Directors. Consequently, the Board of Directors has the task of:

- appointing and revoking the Internal Audit Manager;
- approving the Audit Mandate;
- approving the Audit Plan;
- approving the Internal Audit resources plan and budget;
- receiving the results of the Audits performed and related communications and any other problems as may have emerged during the year;
- approving the remuneration of the Internal Audit Manager;
- carrying out any suitable investigations with the Management and Internal Audit Manager.

## B. System of Governance

---

Moreover, in order to reinforce the independence of the Internal Audit structure, its remuneration policy must not expose Internal Audit to any conflict of interests and must be compliant with the recommendations made by the Supervisory Authority and national and international institutions.

### B.6 Actuarial Function

As a level two control function, the Actuarial Function has its own organizational structure and goes about its activities entirely independently of the level one operative structure as it is free from operative tasks, including as regards the calculation of technical reserves. Just like the other level two functions, the Actuarial Function guarantees a constant flow of information to the Board of Directors.

Below is a summary of the tasks assigned to the Actuarial Function by the Board of Directors, as also described in the specific policy it approved on December 2020, in compliance with regulatory and business requirements:

- the technical report to the financial statements on the Life provisions, the technical report to the financial statements on the Motor TPL classes and Marine TPL and the prospective yield report;
- the obligation to report significant events to the Board of Directors and to the control body which, where the requirements are met, communicates them to IVASS (ISVAP Regulations No. 22/2008 and 7/2007, as amended and supplemented by IVASS provision No. 53 of 6/12/2016);
- the obligation to report significant events to the Board of Directors and to the control body which, where the requirements are met, communicates them to IVASS (ISVAP Regulations No. 22/2008 and 7/2007, as amended and supplemented by IVASS provision No. 53 of 6/12/2016);
- supervision of the calculation of the Solvency II Technical Provisions in the cases in which the company, not having sufficient data of adequate quality to apply a reliable actuarial method, utilizes for the calculation of the best estimate adequate approximations (Article 36-sexies par 1 d) and 1 f) of the CAP);
- the issue of an opinion on the global underwriting policy of the company (Article 30- sexies par 1 g) of the CAP) which provides an independent assessment, analyzing the risk factors which may influence the results of the company in view of the strategic objectives, based on continuity, financial solidity and sustainable and profitable growth, with a focus consequently on the creation and improvement of value over time;
- the issue of an opinion on the adequacy of the reinsurance agreements of the company (Article 30-sexies par 1 h) of the CAP), in order to verify the adequacy in terms of the risk profile and the risk containment and portfolio balancing strategy;
- the opinion on the correctness of the calculation of the USP parameters (consistency with the data used in the calculation of Technical Provisions, verification of the incremental database, appropriateness of the models used in the calculation and verification of the assumptions underlying the calibration);
- the opinion in the application of the standardized method 2 for the calibration of the reserve risk for the calculation of the USP, if differences of opinion were generated between the Non-Life Actuary and the Risk Management Function in order to identify the actions to be implemented and eliminate the elements of divergence.

The Actuarial Function in addition:

- contributes to effectively applying the risk management system, in particular with regards to the modeling of risks considered in the calculation of the solvency capital requirements and the internal risk assessment and for solvency purposes (ORSA) (Article 30-sexies par 1 i) of the CAP);
- monitors all risk areas which may impact the correct and efficient management of risks to the extent of its mandate, even where not part of ordinary planning;
- carries out follow-up checks on the Technical Provisions calculation process, on the underwriting policy and on the adequacy of the reinsurance agreements
- When the "expert judgement" is used, of each Expert Judgement must be given adequate information to the Actuarial Function that examines and validates it. The Expert Judgement is also monitored and updated in case there is new information or changes over time.

The activities carried out by the Actuarial Function and the relative controls and results are documented in the Actuarial Function report sent to the Board of Directors and to the Board of Statutory Auditors; this is in addition sent in copy to the Risks Committee and the Guidance and Control Committee.

Please note that, by way of further assurance of the Function's independence, the reports for which the Actuarial Function is responsible are sent the Board of Directors directly.

The absence of conflicts of interest in the calculation and verification is assured by:

- the complete independence and autonomy of the level two controls of the technical reserves, underwriting and reinsurance policy;
- the clear organizational segregation with respect to business activities;
- the existence of a control structure to ensure the completeness and accuracy of information, the transparency of the hypotheses, the accuracy of the results and the technical suitability of the models;
- the adoption of processes enabling an open comparison and revision of results.

## B.7 Outsourcing

The Board of Directors has defined a specific policy setting out the reference framework for the outsourcing of functions and activities, identifying roles and responsibilities from an organizational and procedural viewpoint, in accordance with current legislation and in line with the specific guideline issued by the parent company HDI International AG.

In the document they have been defined:

- criteria for identifying the activities to be outsourced;
- criteria for the classification of activities as "essential or important";
- decision process to outsource;
- criteria for selecting suppliers;
- minimum content of the outsourcing contracts;
- management and monitoring procedure for outsourcing;
- emergency and reintegration plans;

## B. System of Governance

---

- mandatory communications to IVASS.

In accordance with the Sector Supervisory Regulation essential and important activities are deemed to be those activities whose non-execution or irregular execution:

- would jeopardize compliance by the company organization with the Supervisory Regulation and the quality of the Company's Governance system;
- would jeopardize the Company's capacity to continue to comply with the conditions required to carry out insurance activities;
- would jeopardize the financial results;
- would be detrimental to the company's stability;
- would jeopardize the quality and continuity of services for policy holders and for injured parties;
- would give rise to an increase in operating risks.

The classification of a task/activity as "essential and important" is the result of a discussion between the Risk Owner, the Legal Business Support Function and Risk Management, which, to this end, must also take due consideration of the concept of "tangibility".

The Risk Owner documents its assessment of the overall situation of the risk connected with the outsourcing, identifying the potential associated risks.

Based on this assessment, the Risk Management Function assesses the effect generated by the outsourcing on the Company's risk profile and provides the Risks Committee with a specific disclosure on this.

If duties/activities are outsourced that are considered as essential/important or associated with tangible risks, the Risk Management Function sends an assessment of the effects of the outsourcing on the Company's risk profile to the Senior Management Committee.

The final decision regarding outsourcing, on the basis of the above-specified risk analyses, lies with:

- the Top Management if outsourcing essential, important activities;
- the Board of Directors, by specific resolution, if outsourcing Compliance, Risk Management and Internal Audit Functions.

Below is information relative to suppliers of services to which essential or important duties or operative activities of HDI Assicurazioni have been outsourced:

### OUTSOURCED ACTIVITIES

Supplier name	Essential outsourcing or important outsourcing	Supplier's registered office
OneWelf S.r.l. (former NEXI S.P.A.)	Administrative Service for the management of pension funds and use of Fondip - website for adhesions to the Pension Fund	Via Emilia 272 – San Lazzaro di Savena (Bo)
Almaviva SpA	Facility management services contract	Via di Casal Boccone 188/190 - 00137 Roma
Westpole S.p.A. (former Hitachi Systems CBT S.p.A.)	Supply of IT services	Via Francesco Patrizio da Cherso, 30 – 00143 Roma
Bucap SpA	Deposit, storage, optical acquisition and hard copy materials management or warehouse management service	Via Innocenzo XI, 8 – 00165 Roma
Westpole S.p.A. (former Hitachi Systems CBT S.p.A.)	Dematerialisation service and storage of document flows between agencies and the management	Via Francesco Patrizio da Cherso, 30 – 00143 Roma

## B.8 Other information

The Company's Board of Directors has examined the adequacy of the organizational, administrative and accounting structure and in particular of the Internal Control and Risk Management System of HDI Assicurazioni based on the periodic reports of the Internal Control and Risks Committee and of the control functions.

On the basis of the results of the activities indicated above, there are no particular deficiencies in the internal control system and risk management system during FY 2020.

In the self-assessment process identified by virtue of the IVASS Letter to the market of 5/7/2018, the Company adopted a strengthened corporate governance in that it jointly exercises the life and non-life business: it has therefore adopted - in 2019 - the organizational solutions referred to in the aforementioned letter IVASS market.

In particular:

- the Chairman of the Board of Directors has a non-executive role and does not perform managerial functions;
- two intra-board committees have been set up: the Internal Control and Risk Committee and the Remuneration Committee.



## C. Risk Profile



This section provides qualitative and quantitative information relating to the risk profile of the Company, separately for all the following risk categories:

- Underwriting Risk;
- Market Risk;
- Credit Risk;
- Liquidity Risk;
- Operational Risk;
- Other Substantial Risks.

For the assessment of quantifiable risks, the Standard Formula metrics supported by specific analyzes are used to justify their adequacy in fully representing the Company's risk profile.

Specifically, the Company for the quantification of risk has:

- applied the volatility adjustment to the relevant risk-free interest rate term structure in order to calculate the best estimate of the technical provisions, in accordance with Article 77(d) of Directive 2009/138 / EC;
- used, in accordance with art. 45-sexies of the CAP, the Undertaking Specific Parameters (USP) to replace a subset of the parameters used in the standard formula calculation by parameters specific to that undertaking related to premium risk and to reserve risk for the following segments:
  - Motor vehicle liability insurance (local Lob 10 or MVL segment);
  - Other motor insurance (local Lobs 3 and 4 or OMI segment);
  - Fire and other damage to property insurance (local LoBs 8 and 9 or FODP segment);
  - General Liability Insurance (local LoB 13 or GLI segment).

For operational risks, in addition to the quantification by Standard Formula, the Company has also carried out an assessment of the exposure achieved through an annual self-diagnosis process.

In addition to the quantifiable risks mentioned above, a series of substantial additional risks have also been identified, not measurable through the Standard Formula, the consequences of which can undermine the solvency of the Company and constitute a serious obstacle to the achievement of strategic objectives. For these risks the Company has carried out qualitative analyzes. Therefore, rather than quantifying the possible loss, the assessment on these risks is essentially aimed at verifying the effectiveness of the existing controls and the proper functioning of the management and monitoring processes.

More specifically, the SCR for risk module is shown below, after deduction of Loss-absorbing capacity of technical provisions (nSCR), and a comparison with the previous year.

The Company does not transfer risks to SPVs.

## C.1 Underwriting risk

The Underwriting Policy defines the rules and standards with which the Company must comply under the scope of the underwriting of risks in the various insurance branches; it also includes the assumption limits established by the Board of Directors.

## C. Risk Profile

Under the scope of the risk control process, once a month, the Risk Management Function controls compliance with said limits and supports the Board of Directors in its definition/revision of such. The results of these checks are reported to the Risk Committee, to the Senior Management, to the Board of Directors and to the Auditing Body.

### Life insurance technical risks

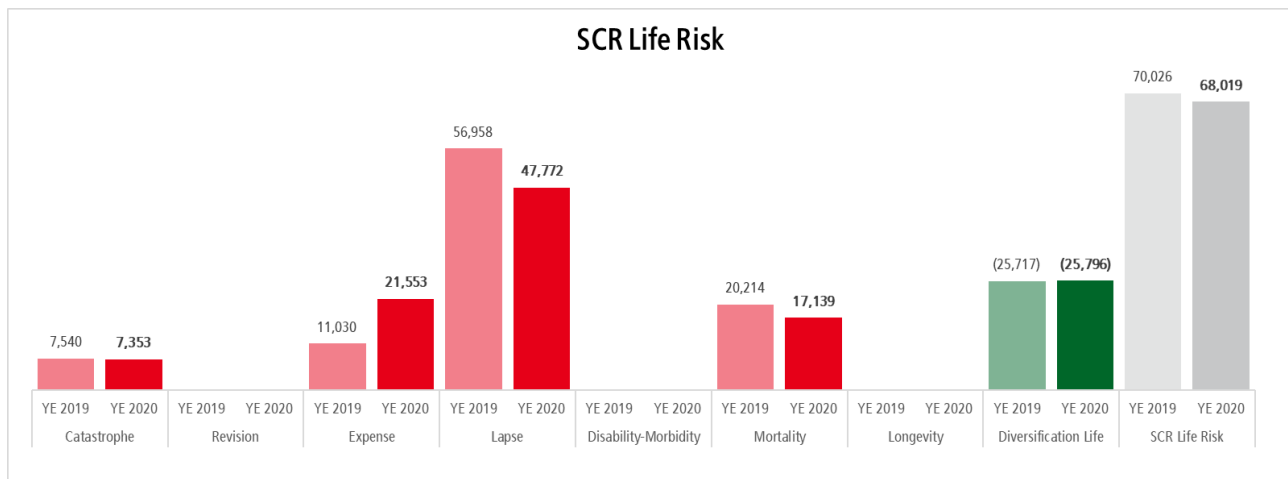
The underwriting risk for life insurance, reflects the risk deriving from the life insurance obligation, considering the insured risks covered and the procedures used in going about the business.

The Life technical risks in Solvency II terms, to which the Company is exposed, are:

- Mortality risk: the risk of loss or an unfavourable variation in the value of the insurance liabilities deriving from variations in the level, trend or volatility of mortality rights, where an increase in the mortality rate gives rise to an increase in the value of the insurance liabilities.
- Life insurance expense risk: the risk of loss or unfavourable changes in the value of the insurance liabilities, deriving from changes in level, trends or volatility of expenses incurred in connection with insurance or reinsurance contracts.
- Lapse risk: the risk of loss or unfavourable variation in the value of the insurance liabilities deriving from variations in the level or volatility of the rates of early termination, withdrawals, renewals and surrenders of policies.
- Catastrophe risk for life insurance: the risk of loss or of adverse change in the value of insurance liabilities, resulting from significant uncertainty of the assumptions in the determination of premiums and establishment of reserves related to extreme or sporadic events.

Assessments are performed net of cessions under reinsurance.

The results obtained as at 31 December 2020 and comparison with the results as at 31 December 2019 are shown in the graph below:



Exposure to the life underwriting risk as at 31 December 2020 is not particularly critical in terms of the basic capital requirements and slightly improved compared to last year. This decrease is mainly due to an improvement of the lapse risk sub-module due to a lowering of BE assumptions on surrenders.

There is an increase in the expense risk sub-module for life insurance due to an update of the methodology for its calculation.

Also in FY 2020, the main risk is the lapse risk, the SCR of which is 70% of the Life Insurance Technical Risk.

The Risk Management function also continuously monitors the concluded liquidation trend for lapse, claim and the expiry of the Company, comparing these results with those forecast in the budget and the expected liquidation.

### Non-life insurance technical risks

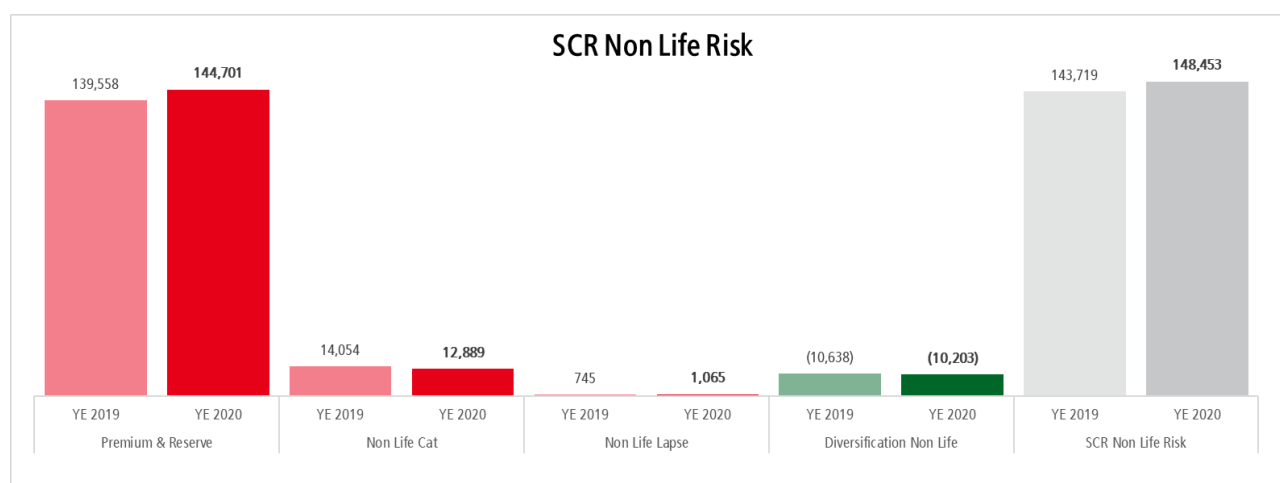
The underwriting risk for non-life insurance, reflects the risk deriving from the non-life and health insurance obligation, considering the dangers covered and the procedures used in going about the business.

The non-life and health technical risks in Solvency II terms, to which the Company is exposed, are:

- Premium and reserve risk: the risk of loss or unfavourable change in the value of the insurance liabilities, deriving from oscillations relating to the time of occurrence, the frequency and severity of the insured events and the time at which they take place and the amount of claim liquidations;
- Lapse risk: the risk of loss or unfavourable change in the value of the insurance liabilities, deriving from the use of options that may be exercised by the insured party, which have a significant impact on the contracted commitments;
- Catastrophe risk: the risk of loss or of adverse change in the value of insurance liabilities, resulting from significant uncertainty of the assumptions in the determination of premiums and establishment of reserves related to extreme or exceptional events, as well as major epidemics or an unusual accumulation of risks seen in these extreme circumstances.

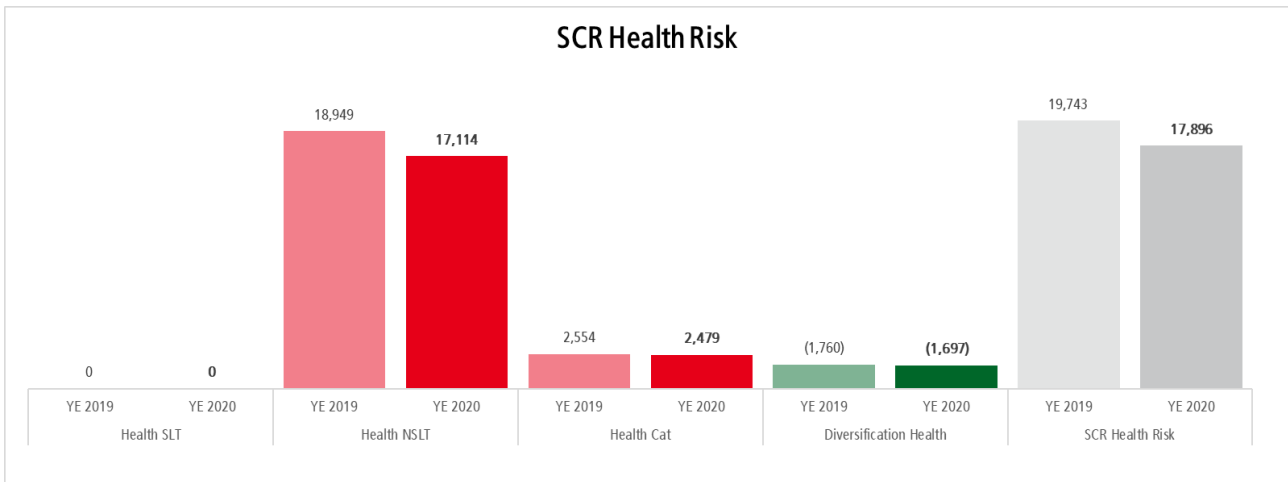
Assessments are performed net of cessions under reinsurance.

Below are the results as at 31 December 2020 and comparison with the results as at 31 December 2019 for the non-life underwriting risks:



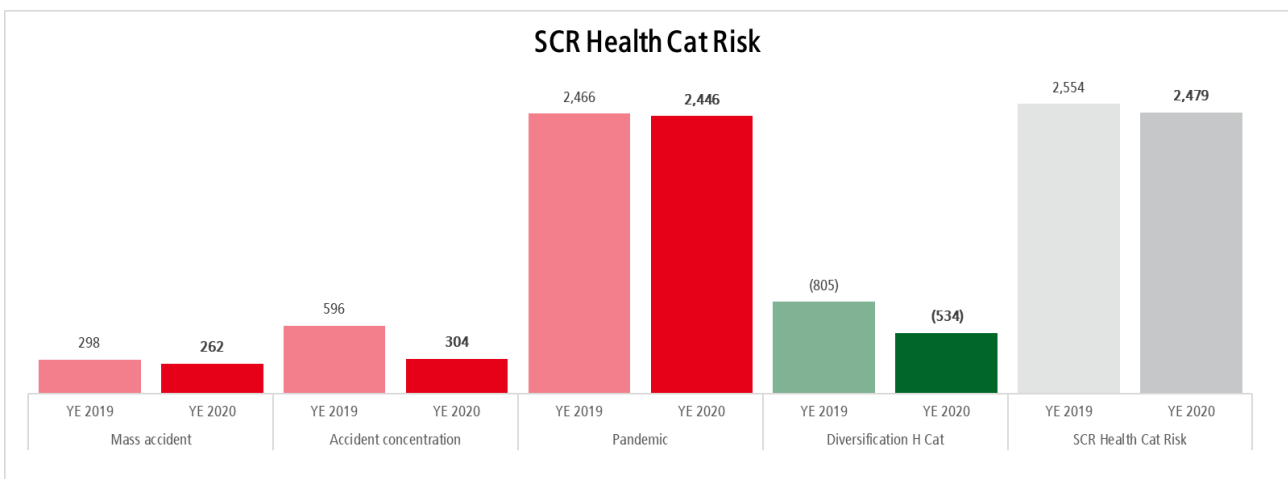
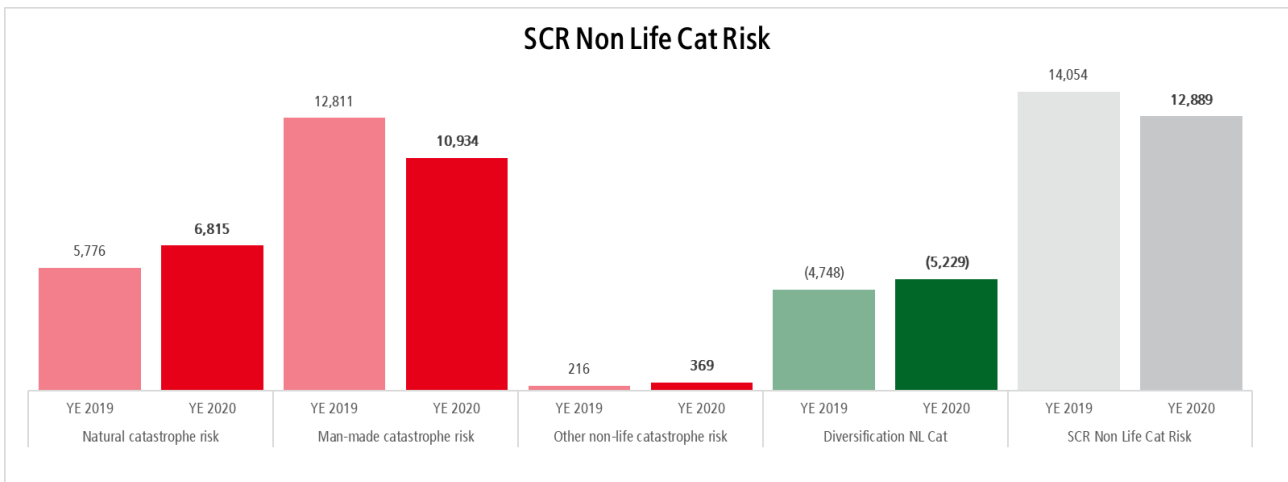
The results for health underwriting risks are instead given in the graph below:

## C. Risk Profile



Exposure to the non-life and health underwriting risk as at 31 December 2020 is not particularly critical in terms of the basic capital requirements, in addition, there are no particular changes compared to the 2019 financial year.

The results for catastrophe risks are instead given in the graphs below:



Exposure to the catastrophe non-life and health risk as at 31 December 2020 is not particularly critical in terms of the basic capital requirements and has not changed significantly compared to the figures as at 31 December 2019.

The main non-life underwriting risk to which the Company is exposed is the premium and reserve risk.

### Risk concentration

There are no particular concentrations in terms of life and non-life underwriting risk.

### Risk mitigation techniques

As regards the techniques used to attenuate the life insurance underwriting risk, Senior Management is authorized to stipulate traditional reinsurance treaties, both compulsory and/or optional, with the aim of increasing the Company's underwriting capacity, whilst in any case keeping the amount of exposure towards individual risks insured within predefined limits and, thereby, achieve a suitable standardization of the portfolio of risks to which the Company is exposed.

At present, there are no non-traditional reinsurance treaties and/or financial reinsurance treaties in place; should they be stipulated in the future, this will require prior approval by the Board of Directors.

For Life segments, a review of the risk portfolio, considering the characteristics of our product offerings shows that the reinsurance forms best suited to the portfolio characteristics are:

- EXCESS (risk premium)
- QUOTA (commercial premium)
- QUOTA SHARING (risk premium).

Other types of reinsurance cover are also anticipated, including both optional and catastrophe risks.

With the exception of the Deposits, Legal Protection, Assistance segments and some specific forms of insurance connected with the Injury and Health segments, the cover that best suits the Company's need

for balance tends to be non-proportional. Despite this, when non-life cover is connected to life cover or mortgages or other loans, proportional cover is also sought.

### Stress test and sensitivity analysis

The Company has carried out sensitivity analysis on significant risks, deriving from the process of identifying risks on the consolidated data. Specifically, at 31 December 2020, these sensitivities have been performed for:

- Lapse risk in a scenario that provided for a decrease of 50% of lapse. This analysis led to a decrease in the Solvency Ratio of the Company of approximately 8 percentage points.
- An increase in the S/P index about 15% on 6 Lines of Business (non-life technical risk). This analysis led to a decrease in the Solvency Ratio of the Company of approximately 13 percentage points.
- For the Non-life and Health underwriting risk the scenario was tested with and without the application of specific parameters (USP) to the MVL, OMI, FODP and GLI line of business. In this context, with the use of Market Wide parameters on the segments for which the Company adopts the USP parameters, there was a deterioration in the Solvency Ratio of approximately 20 points (from 151.13% to 131.16%).
- Finally, the scenario with non-use - by the Company - of the Volatility Adjustment was tested; in this case the Solvency Ratio would decrease by 8.45%.

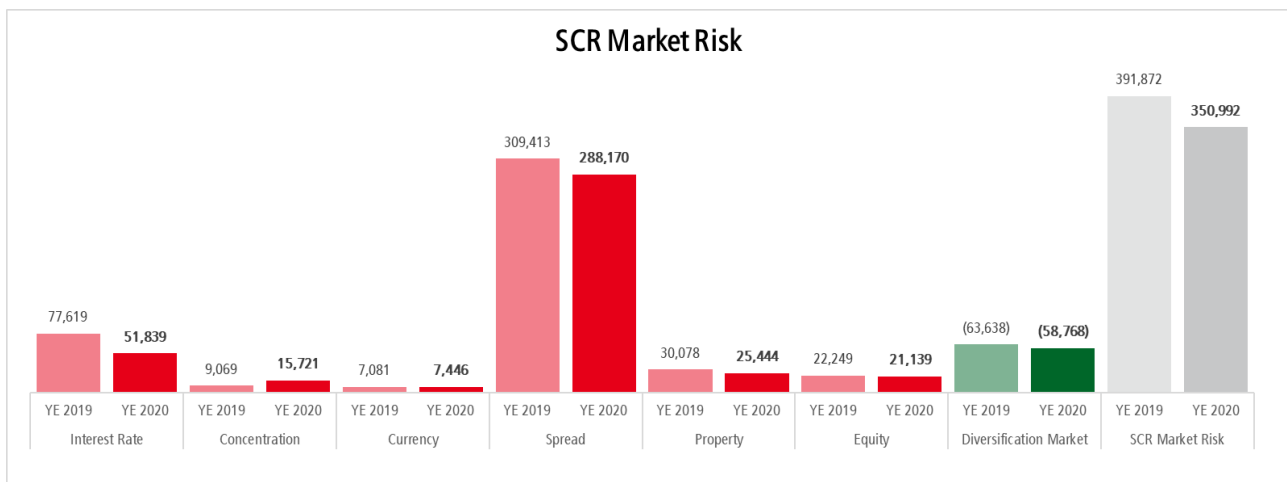
## C.2 Market risk

The market risks in Solvency II terms, to which the Company is exposed, are:

## C. Risk Profile

- Interest risk: the risk deriving from the sensitivity of the value of the assets, liabilities and financial instruments to changes in the interest rate maturity structure.
- Spread risk: the risk deriving from the sensitivity of the value of assets, liabilities and financial instruments to variations in the level of volatility of credit spreads in relation to the structure based on maturities of risk-free interest rates.
- Concentration risk: additional risks for the insurance or reinsurance undertaking deriving from failure to diversify the portfolio of assets or major exposure to the risk of default of a single security issuer or a group of related issuers.
- Currency risk: the risk deriving from the sensitivity of the value of the assets, liabilities and financial instruments to changes in the volatility level of currency exchange rates.
- Property risk: the risk deriving from the sensitivity of the value of assets, liabilities and financial instruments to variations in the level or volatility of property market prices.
- Equity risk: the risk deriving from the sensitivity of the value of assets, liabilities and financial instruments to variations in the level or volatility of capital instruments market prices.

The results obtained using the Standard Formula as at 31 December 2020 are shown in the graph below:



The main risk is the spread risk, the SCR of which is 82% of the market risk.

Compared to last year, there has been a decrease in the SCR Market Risk mainly due to a decrease in interest risk (due to the calculation methodology: rates (YE 2020) are negative up to the twentieth node of the curve while rates (YE 2019) are negative up to the eighth node of the curve) and spread risk (decrease in corporate bonds).

Under the scope of the risk control process, the Risk Management Function carries out monthly monitoring and control of all market risks to which it is exposed, both in Solvency II terms and for operative purposes, and verifies that the limits established are respected.

### Risk concentration

There are no particular concentrations in terms of the market risk.

### Risk mitigation techniques

According to the nature, scope and complexity of the risks relating to the business carried out, the Company defines investment policies consistent with the prudent person principle (envisaged by Article 132 of Directive 2009/138/EC) and that

are coherent with the risk portfolio of liabilities held, in order to ensure the continued availability of sufficient suitable assets to cover the liabilities, as well as the security, profitability and liquidity of investments, making sure that they are suitably diversified and dispersed. In the event of any conflict of interests in the investment business, the company undertakes to ensure that the investment is made in the best interests of the insured persons and beneficiaries.

The HDI Assicurazioni Board of Directors defines the rules and standards to which the whole of the Company must adhere as regards the operative management of financial risks, including following the results of the strategic asset allocation, including the limits and thresholds relative to the CVaR, ALM Var and Liquidity.

To this end, CVaR trend analyzes are performed daily to carry out the necessary checks. Likewise for the ALM Var the analyzes are carried out monthly.

Such analyzes are immediately reported to the Finance Committee and monthly to the Risk Committee. The Board of Directors is also informed at each board meeting.

In this context, furthermore, calculation models like the Strategic Asset Allocation and Asset Liability Management allow assets and liabilities to be managed in an integrated fashion, with the aim of consequently mitigating the risk.

The Company can also use additional risk mitigation strategies, for example through the use of derivatives in compliance with defined procedures and guidelines.

### Stress test and sensitivity analyses

For the market risk, the Company carried out a sensitivity analysis on the significant risks deriving from the risk identification process. Specifically, the analyzes concerned the main risks of Standard Formula Market module.

In this context, the following stresses were tested:

- Interest Down: decrease of 50 basis points (-50bps) on the risk free rate curve which led to a decrease in the Solvency Ratio of the Company of approximately 34 percentage points.
- Interest Up: increase of 50 basis points (+50bps) on the risk free rate curve which led to an increase in the Solvency Ratio of almost 23 percentage points.
- Spread Risk: increase of 50 basis points (+50bps) of the Spread for corporate securities with a Solvency Ratio that was almost unchanged.
- Equity Risk: decrease of 30% in the value of the equity in the portfolio, which led to a decrease of the Company's Solvency Ratio of approximately 18 percentage points.

### Prudent person principle

HDI Assicurazioni has defined detailed investment guidelines that represent guidelines for the management of assets and liabilities, as well as for risk profile control tools and are designed to define the best combination between the objective of reducing the risks and that of obtaining reasonable returns from investments.

HDI Assicurazioni's investment policy is inspired primarily by the principles of security and conservation of assets and, secondly, by profitability principles. This policy is based on compliance with the prudent person principle and is consistent with the risk portfolio of the liabilities held, in order to ensure the continuous availability of suitable and sufficient assets to cover the liabilities, as well as the security, profitability and liquidity of the investments, providing for their adequate diversification and dispersion. Asset management has the primary objective of solvency and business continuity, therefore, investment choices are made with a view to guaranteeing the future of the Company by supporting financial activity for company results. As a

## C. Risk Profile

complementary activity with respect to the insurance business, the asset management activity is carried out in harmony with the technical and commercial needs as well as with the commitments undertaken by the Companies.

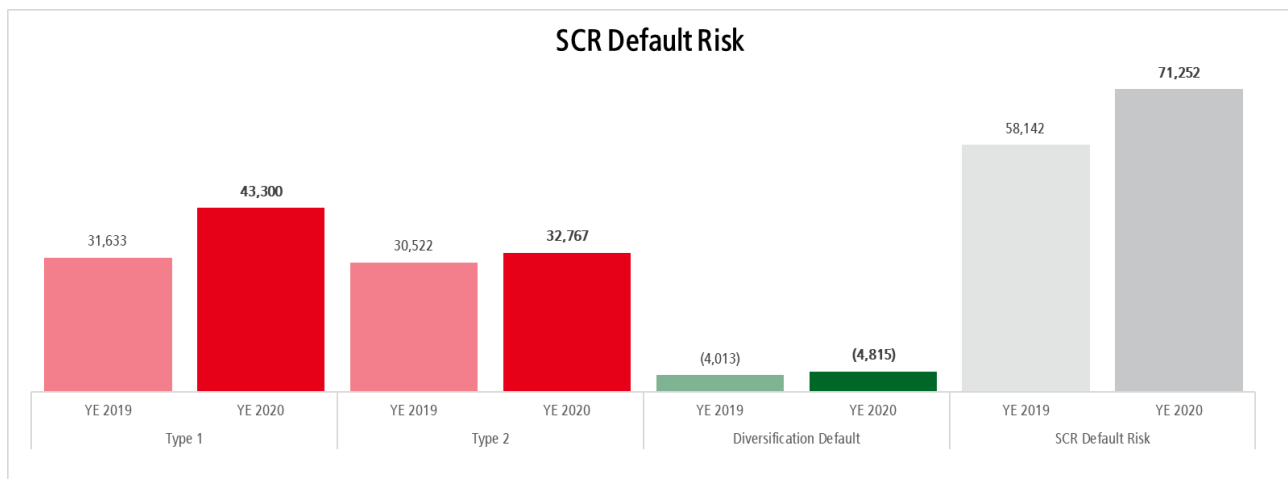
In the event of a conflict of interest in the investment activity, the Company undertakes to ensure that the investment is made in the best interest of the policyholders and the beneficiaries. The guidelines define the framework for an investment strategy with the aim of obtaining a combination of investments that reduces risks by obtaining a reasonable profit, while taking into account the conditions of the insurance sector, the market and the organizational framework.

### C.3 Credit risk

The credit risk is connected with counterparty breach of contract, such as, for example, by reinsurers, banks or intermediaries.

The counterparty default risk module reflects possible losses due to unforeseen breach or a worsening to the credit rating of the counterparties and debtors of insurance and reinsurance undertakings during the next twelve months. The counterparty default risk module covers contracts stipulated to attenuate the risk, such as reinsurance agreements, securitization transactions and derivatives, as well as credits due from intermediaries and any other exposure not hedged in the spread risk sub-module. The module takes due account of collateral or other guarantees held by the insurance or reinsurance undertaking, or on its behalf, and the associated risks.

Below is the value of the Solvency Capital Requirement relative to the Credit Risk as at the competence of 31 December 2020.



The increase in SCR compared to last year is due to an increase in liquidity.

#### Risk concentration

There are no particular concentrations in terms of the market risk.

#### Risk mitigation techniques

An initial measure taken to mitigate this risk is the partner selection process, mainly based on assessing credit rating and diversification.



More specifically, in order to select reinsurance partners, specific limits and conditions are resolved and set out in the Outward Reinsurance Guidelines approved by the Board of Directors, in line with the provisions of 2005 ISVAP Circular no. 574/D.

The verification of the consistency of the risk mitigation achieved through the reinsurance strategies defined and criteria used to select reinsurers is an integral part of the Company's "risk management system", for which the ultimate party responsible is the Board of Directors in terms of completeness, function and effectiveness.

The Risk Management team annually monitors the limits approved.

The Actuarial Function expresses an opinion at least once a year, in the form of a written report, by virtue of the obligations envisaged, formulating an opinion on the adequacy of the reinsurance agreements.

### Stress test and sensitivity analyses

Given the nature of the business and the non-significant weight of the credit risk, the Company does not carry out specific stress tests and sensitivity analyses.

## C.4 Liquidity risk

The term "liquidity risk" is used to mean the risk the Company may incur when it needs to meet cash commitments (envisaged or unexpected) and available funds do not suffice.

The onset of these conditions may generate costs both due to the forced realization of capital losses, given the need to dispose of investments, and the access to the credit market at unfavorable conditions.

Timeliness and adequacy in dealing with economic commitments must be assured both in conditions of ordinary administration and in stress tests.

The identification, management and monitoring of the liquidity risk play a key role in the Company's business processes because they also involve other company processes directly, such as, for example, investment management, treasury management and planning and control activities.

Please note that in 2020, no particular critical issues were revealed.

In compliance with the Solvency II approach proposed by the "standard formula", the liquidity risk is partially modelled on the Counterparty Default Risk module, as explained in the paragraph above, in respect of illiquidity linked to banking counterparty insolvency.

The Company also measures and monitors the short-term liquidity profile, through the Cash Flow Ratio (CFR) defined as the ratio between the sum of expected inflows and cash in the portfolio and expected outflows with a time horizon of the following month. This indicator measures HDI Assicurazioni's ability to meet a negative financial result due to insufficient short-term liquidity resources. As already defined in the Framework Resolution on Investments, if the ratio is lower than 100%, the Company may not be able to meet the most immediate deadlines. In this case, the Company takes immediate action to deal with the emergency situation.

On 5 June 2020, IVASS, in collaboration with EIOPA, launched a monthly survey to monitor liquidity trends by collecting a flow of information on a representative sample of companies.

## C. Risk Profile

---

The request occurred in the wake of the effects deriving from the COVID-19 emergency, which continue to cause tensions on the technical, financial and capital trends of insurance companies and which, if prolonged over time, may also negatively affect the liquidity position.

To this end, the Company monitors the evolution of liquidity on a monthly basis, starting with data from March 2020, and, as required, provides the results to the Supervisory Authority.

### Expected profits included in future premiums (EPIFP)

The amount of expected profits included in future premiums is shown below.

EPIFP	(amounts in EUR thousand)
Total Non Life	3,182
Total Life	36,244

### Risk concentration

There are no significant concentrations in terms of the liquidity risk.

### Risk mitigation techniques

The fundamental principles on which the liquidity risk management model is hinged, defined under the scope of the “Investments framework resolution - Investment Policy”, can be summarized as follows:

1. short-term liquidity management in order to maintain a balance between inflows and outflows in the short-term and a suitable level of assets in bank deposits and highly-liquid securities;
2. medium-term liquidity management, keeping a situation of balance between assets and liabilities, optimizing cash-flow matching in both best estimate and stress conditions.

Once a month, in compliance with 2016 IVASS Regulation no. 24, the Company also checks respect of the limits set out in the Investment Guidelines for the liquid funds held, applied to all assets without distinguishing between portfolios. The results are then submitted to the examination of the Risk Committee, the Senior Management and the Board of Directors.

### Stress test and sensitivity analyses

Given the nature of the business and the non-significant weight of the liquidity risk, the Company does not carry out specific stress tests and sensitivity analyses.

## C.5 Operational risk

Operational risk is the risk of loss resulting from inadequate or failed internal processes, people and systems, or from external events.

In terms of Solvency II, the Company calculates this risk on a quarterly basis, using the method defined by the Standard formula, which is a function of premiums and reserves. The exposure does not suggest any particular critical issues in terms of the eligible basic capital requirement.

No significant concentrations are seen on this risk.

As at 31 December 2020, the SCR relative to operational risk is 54,054 thousand euros.

In addition to the quantification of this risk by the Standard Formula, the Company has adopted a methodology of qualitative analysis (Risk & Control Assessment), with the objective to evaluate and monitor potential risks and controls in relation to both internal processes and to external events. To this end, the Company has adopted the Operational Risk Management Framework which defines the reference framework that allows a consistent management of these risks within the Company.

The operational risk analysis activity can be summarized in the following phases:

- analysis of internal processes and analysis of exogenous scenarios that may represent a risk for the Company;
- identification of possible operational risk events;
- assessment of the frequency with which events can be verified;
- estimate of the potential economic impact;
- identification of control measures that mitigate the identified risk;
- estimate of the effectiveness of the control.

With this process, for each identified event, the assessment of net risk to which the Company is exposed, the identification of the areas most exposed to operational risk and the determination of a plan of corrective actions to be implemented or improved are obtained.

They fall within the category of operational risks, among others:

- Business Continuity risk (IT, HR, Real Estate e Outsourcing);
- Information Security risk;
- Fraud;
- Anti-money laundering risk;
- Data Quality risk;
- Non compliance risk.

In the assessment relating to the FY 2020, the preponderant risks for the Company are related to the Information Security and to the Business Continuity. The Information Security Risk represents the risk associated with information and IT security and refers to risks that could potentially threaten the integrity, confidentiality or availability of information or IT systems.

In order to meet the growing importance of these risks, the Company has adopted specific information security policies and has established a specific function (Chief Information Security Officer) to oversee these risks.

The Company has a specific Business Continuity policy and operational continuity measures which provide HDI with adequate instruments to minimise the impact on the business deriving from any inefficiencies and interruptions in operations, increase customer satisfaction and safeguard its image; these measures are defined in the Company's Business Continuity Plan. A Business Continuity Manager has been appointed to monitor this risk.

Following the emergency situation caused by Covid 19, there were no significant changes in the operational risk assessments. In particular, the Company's business continuity measures proved to be effective. Operational processes worked well during the pandemic and adequate business continuity measures were implemented to ensure business continuity throughout the period.

Furthermore, the Company has implemented a Loss Data Collection methodology that provides for the collection and registration of information relating to economic losses resulting from specific operating events in order to identify the main risk factors that have effectively impacted the Company.

## C. Risk Profile

---

### Risk concentration

There are no significant concentrations in terms of the operational risk.

### Risk mitigation techniques

The process of identifying operational risks involves the identification of mitigation techniques for the risks identified.

The greatest risks are furthermore monitored every six months, simultaneously analyzing the effectiveness of the mitigation measures. In order to control the risks that may constitute a danger to the business continuity, materiality and risk reporting thresholds have been defined that allow identifying any critical issues and consequently finding further mitigation measures and giving due disclosure to the Risk Committee, to the Senior Management and to the Board of Directors.

### Stress test and sensitivity analyses

Given the nature of the business, the Company does not carry out specific stress tests and sensitivity analyses.

## C.6 Other substantial risks

Substantial risks not specified in the paragraphs above include strategic risk, reputational risk, emerging risks and non-compliance risk.

### **Strategic risk**

It defined under the scope of European regulations as the current or potential risk of an impact on revenues or capital deriving from incorrect business decisions, improper implementation of said decisions or poor reactivity to changes in the reference sector.

Strategic risk management involves the following phases:

- identification of possible sources of risk, both internal and external, within the scope of the process of identifying risks that could give rise to the appearance of a strategic risk for the Company with the involvement of the Risk Owners and the examination of any supporting documentation;
- definition of Key Risk Indicators that may indicate the appearance of the risk;
- analysis of potential effects deriving from the sources of risk identified;
- qualitative assessment of the identified strategic risk (in terms of high, medium and low), also making use of expert judgment;
- development of mitigation activities that may give rise to a reduction in the probability of occurrence or that may minimize the financial loss;
- reporting by the Risk Management Function to the Risk Committee, Senior Management and Board of Directors within the scope of the risk reporting.

## Reputational risk

It defined as risks that are connected with possible damages to the reputation of a business, as the consequence of a negative public perception (e.g. amongst customers, business partners, shareholders, authorities, etc.) deriving, amongst others from the increase in conflicts with insured parties, also due to the poor quality of services offered, the placement of inadequate policies or conduct by the sales network.

Reputational risk management involves the following phases:

- definition of a list of key risk indicators that may indicate the onset of a risk;
- qualitative assessment of the identified reputational risk (in terms of high, medium and low), also making use of expert judgment;
- identification of the factors and variables that could give rise to a reputational risk
- development of mitigation activities that may give rise to a reduction in the probability of occurrence or that may minimize the financial loss;
- reporting by the Risk Management Function to the Risk Committee, Senior Management and Board of Directors within the scope of the risk reporting.

## Emerging risks

It represents the new future risks for which there is no certainty as to the scope and effects and which therefore may be difficult to assess, such as, for example, risks connected with nanotechnology, genetically modified organisms or climate change.

The assessment of the "Emerging Risks" takes place through the use of a uniform assessment system applied to predefined criteria (such as, for example, public perception, number of potentially interested treaties, etc.). To these criteria, based on their potential future risk, it is given an evaluation.

## Non-compliance risk

It represents the risk of incurring judicial or administrative sanctions, of incurring losses as a result of non-compliance with laws, regulations or provisions of the Supervisory Authority or self-regulatory provisions.

To protect this potential risk, since 2008 the Company has structured a specific function (Compliance Function).

The evaluation of this type of risk is mainly linked to the suitability of their monitoring and their detection is part of the standard risk identification process.

For some of this type of risks, they must be assessed in qualitative terms, through the opinion of experts. According to our assessments, these "Other substantial risks" do not increase the solvency requirements prospectively. Furthermore, given the nature of the risks, the Company does not perform specific stress tests and sensitivity analyzes.

## C.7 Other information

No other significant information is worthy of note in respect of the Company's risk profile.



## D. Valuation for Solvency Purpose

## D.1 Valuation of assets

Assets and liabilities are measured on the basis of the business as a going concern, as indicated in Art. 7 of Del. Reg. 2015/35. Moreover, in compliance with Art. 9 of Del. Reg. 2015/35, the measurement of assets and liabilities (excluding technical provisions) is carried out, unless otherwise ordered, in compliance with the international accounting standards adopted by the European Commission in compliance with Regulation (EC) no. 1606/2002 (IAS/IFRS), where they envisage the measurement at fair value; this is because this is considered a good approximation of the valuation standards envisaged by the Solvency II Directive.

If the measurement envisaged by the international accounting standards is not at fair value, valuation principles were applied in line with Article 75 of the Directive. As defined by Art. 10 of Del. Reg. 2015/35, the assets and liabilities were measured as follows:

- according to the "mark to market" approach, i.e. on the basis of the quoted market prices in active markets;
- where the use of quoted market prices in active markets for the same assets or liabilities is not possible, quoted market prices in active markets for similar assets and liabilities shall be used with adjustments to reflect differences; the definition of "active market" to be considered is that used by the IAS/IFRS and approved by the European Commission in compliance with Regulation (EC) no. 1606/2002 (IAS/IFRS);
- if the criteria identifying an active market, defined at point 2, are not met, the Company uses alternative valuation methods, as long as they are consistent with the principles sanctioned by Article 75 of the Directive; the alternative valuation methods maximize use of market data and limit possible use of specific inputs from the Company.

The starting point from which to then determine the Market Consistent Balance Sheet is the financial statements drawn up in accordance with local accounting standards and value adjustments to determine the IAS/IFRS value.

The tables below show, for each category of assets and liabilities, the value determined in accordance with the Solvency II standards, the value determined according to national accounting standards and the difference in value.

## D. Valuation for Solvency Purpose

### SOLVENCY II BALANCE SHEET

(amounts in EUR thousand)

Assets	Solvency II value	Statutory accounts value	Variation
Goodwill		15,592	-15,592
Deferred acquisition costs		0	0
Intangible assets	0	17,582	-17,582
Deferred tax assets	0	24,751	-24,751
Pension benefit surplus	0	0	0
Property, plant & equipment held for own use	99,205	32,666	66,539
<b>Investments (other than assets held for index-linked and unit-linked contracts)</b>	<b>7,589,401</b>	<b>7,014,777</b>	<b>574,623</b>
Property (other than for own use)	0	0	0
Holdings in related undertakings, including participations	95,584	83,266	12,318
<b>Equities</b>	<b>2,064</b>	<b>2,037</b>	<b>27</b>
Equities - listed	64	65	-1
Equities - unlisted	2,000	1,972	28
<b>Bonds</b>	<b>7,185,845</b>	<b>6,630,382</b>	<b>555,463</b>
Government Bonds	3,584,568	3,224,262	360,306
Corporate Bonds	3,594,800	3,399,600	195,200
Structured notes	0	0	0
Collateralised securities	6,477	6,520	-43
Collective Investments Undertakings	302,907	296,092	6,815
Derivatives	0	0	0
Deposits other than cash equivalents	3,000	3,000	0
Other investments	0	0	0
Assets held for index-linked and unit-linked contracts	509,818	509,818	0
<b>Loans and mortgages</b>	<b>1,013</b>	<b>1,013</b>	<b>0</b>
Loans and mortgages to individuals	0	0	0
Other loans and mortgages	0	0	0
Loans on policies	1,013	1,013	0
<b>Reinsurance recoverables from:</b>	<b>27,851</b>	<b>50,342</b>	<b>-22,493</b>
<b>Non-life and health similar to non-life</b>	<b>31,277</b>	<b>42,684</b>	<b>-11,408</b>
Non-life excluding health	31,066	41,065	-9,999
Health similar to non-life	210	1,619	-1,409
<b>Life and health similar to life, excluding health and index-linked and unit-linked</b>	<b>-4,289</b>	<b>7,658</b>	<b>-11,947</b>
Health similar to life	179	179	0
Life excluding health and index-linked and unit-linked	-4,468	7,479	-11,947
<b>Life index-linked and unit-linked</b>	<b>862</b>	<b>0</b>	<b>862</b>
Deposits to cedants	0	0	0
Insurance and intermediaries receivables	67,172	67,172	0
Reinsurance receivables	6,399	6,399	0
Receivables (trade, not insurance)	126,874	126,874	0
Own shares (held directly)	0	0	0
Amounts due in respect of own fund items or initial fund called up but not yet paid in	0	0	0
Cash and cash equivalents	178,993	178,993	0
Any other assets, not elsewhere shown	6,677	6,677	0
<b>Total assets</b>	<b>8,613,403</b>	<b>8,052,656</b>	<b>560,747</b>

Total assets on the Solvency II financial statements amount to 8,613,403 thousand euros as compared with the 8,052,656 thousand euros on the statutory financial statements, thereby revealing a higher value of 560,747 thousand euros.



## SOLVENCY II BALANCE SHEET

(amounts in EUR thousand)

Passività	Bilancio Solvency II	Bilancio civilistico	Variation
<b>Technical Provisions - non life</b>	<b>855,135</b>	<b>897,169</b>	<b>-42,034</b>
<b>Technical Provisions - non life (excluding health)</b>	<b>823,797</b>	<b>858,955</b>	<b>-35,158</b>
Technical Provisions calculated as a whole	0		
Best estimate	784,632		
Risk margin	39,165		
<b>Technical Provisions - health (similar to non-life)</b>	<b>31,338</b>	<b>38,214</b>	<b>-6,876</b>
Technical Provisions calculated as a whole	0		
Best estimate	30,418		
Risk margin	921		
<b>Technical Provisions - life (excluding index-linked and unit-linked)</b>	<b>6,414,203</b>	<b>6,005,836</b>	<b>408,367</b>
<b>Technical provisions - health (similar to life)</b>	<b>181</b>	<b>181</b>	<b>0</b>
Technical Provisions calculated as a whole	0		
Best estimate	179		
Risk margin	2		
<b>Technical Provisions - life (excluding health and index-linked and unit-linked)</b>	<b>6,414,022</b>	<b>6,005,655</b>	<b>408,367</b>
Technical Provisions calculated as a whole	0		
Best estimate	6,332,485		
Risk margin	81,538		
<b>Technical Provisions - index-linked and unit-linked</b>	<b>488,611</b>	<b>509,818</b>	<b>-21,207</b>
Technical Provisions calculated as a whole	0		
Best estimate	484,960		
Risk margin	3,651		
Other technical provisions	0	0	0
Contingent liabilities	0	0	0
Provisions other than technical provisions	5,556	5,556	0
Pension benefit obligations	7,322	7,009	313
Deposits from reinsurers	5,579	5,579	0
Deferred tax liabilities	26,058	0	26,058
Derivatives	0	0	0
<b>Debts owed to credit institutions</b>	<b>0</b>	<b>0</b>	<b>0</b>
<b>Financial liabilities other than debts owed to credit institutions</b>	<b>59,101</b>	<b>0</b>	<b>59,101</b>
Debts owed to non-credit institutions	59,101	0	59,101
Insurance & intermediaries payables	41,503	41,503	0
Reinsurance payables	2,425	2,425	0
Payables (trade, not insurance)	30,151	30,151	0
<b>Subordinated liabilities</b>	<b>169,317</b>	<b>164,921</b>	<b>4,396</b>
Subordinated liabilities not in BOF	0	0	0
Subordinated liabilities in BOF	169,317	164,921	4,396
Any other liabilities, not elsewhere shown	519	519	0
<b>Total liabilities</b>	<b>8,105,481</b>	<b>7,670,486</b>	<b>434,995</b>
<b>Excess of assets over liabilities</b>	<b>507,922</b>	<b>382,170</b>	<b>125,752</b>

Total liabilities on the Solvency II financial statements amount to 8,105,481 thousand euros as compared with the 7,670,486 thousand euros on the statutory financial statements, thereby revealing a higher value of 434,995 thousand euros. In all, therefore, the surplus assets with respect to liabilities on the Solvency II financial statements amount to 507,922 thousand

## D. Valuation for Solvency Purpose

euros as compared with the 382,170 thousand euros on the statutory financial statements, thereby revealing a greater value of 125,752 thousand euros.

### D.1.1 Goodwill and Intangible assets

In line with the regulatory provisions, the Company values both goodwill and intangible assets at zero, as it is not possible to identify them and separate them out from the business context, nor indeed assign them a specific market value. On the statutory financial statements, the respective values are 15,592 and 17,582 thousand euros, thereby showing a valuation difference with respect to the Solvency II financial statements, of an equal amount.

### D.1.2 Deferred tax assets

Deferred tax assets (or DTA) other than those deriving from tax losses or unused tax credits and deferred tax liabilities (or DTL) are calculated on the basis of the difference between the values of the assets and liabilities measured in compliance with the Solvency II standards and corresponding tax values.

DTA can only be measured if it is likely that there will be future taxable income against which the deferred tax assets can be used, considering the legal or regulatory obligations on the terms for carrying forward tax losses or unused tax credits.

Prepaid and deferred tax is measured separately for IRES and IRAP purposes, according to the tax rates expected to be applied in the year in which the temporary differences will be cancelled out. In accordance with IAS 12, criteria has been met to offset the deferred tax assets deriving from the application of the Solvency II standards against the statutory prepaid tax, which totals 24,751 thousand euros, of which 23,668 for IRES and 1,083 for IRAP.

The table below shows the deferred tax assets and liabilities calculated on the Solvency II adjustments; the balance is shown in the case in point as deferred tax and amounts to a total of 50,810 thousand euros, of which 39,566 thousand euros for IRES and 11,244 for IRAP, recorded net of the corresponding DTA in the DTL. We therefore have deferred tax liabilities on the Solvency II financial statements amount to 26,058 thousand euros.

The rate applied to the value adjustments is 30.82%; in application of tax regulations, this rate was applied to 5% of the value adjustments relating to positive investments, whilst no deferred tax was calculated on negative adjustments, as the regulations state that such losses are not tax relevant.

<b>SOLVENCY II ADJUSTMENTS</b>		(amounts in EUR thousand)	
	Gross amount	Deferred taxes	Net amount
Intangible assets	-33,174	10,224	-22,950
Property	8,954	-2,760	6,194
Investments	562,305	-173,302	389,003
Technical provisions attributable to non-life reinsurers	-11,407	3,516	-7,891
Technical provisions attributable to life reinsurers	-11,084	3,416	-7,668
Non-life technical provisions	42,035	-12,955	29,080
Life technical provisions	-387,159	119,323	-267,836
Subordinated liabilities	-4,397	1,355	-3,042
IAS 19	-313	96	-217
IFRS 16	-1,516	467	-1,049
Adjustment participations	12,318	-190	12,128
<b>Total</b>	<b>176,562</b>	<b>-50,810</b>	<b>125,752</b>

### *D.1.3 Property, plant and equipment for own use*

This item includes assets, plants, machinery and equipment, the property used to go about the company's business, as well as the registration, in accordance with the accounting standard IFRS 16 - Leasing, of the right to use the leased properties. In the statutory financial statements, tangible fixed assets are entered at cost and systematically depreciated on a straight-line basis, according to their residual possible use, starting from when they are ready for use. In accordance with Solvency II standards, properties and other tangible fixed assets must instead be measured at fair value. More specifically, for property, the adjustment to fair value was calculated with reference to the appraisal prepared to determine the current value as at 31 December 2020, requested from a qualified professional in compliance with the criteria pursuant to Art. 20 of ISVAP Regulation no. 22 of 04 April 2008. The fair value of property is determined using two different appraisal procedures, according to the type of property to be valued: the market comparison approach (MCA) and discounted cash flow analysis (DCFA). For each property, the specific characteristics were considered, namely the type of property and architectonic features, intended purpose, size, position, type of use, possibility of leasing or sale, the type of occupation and all other factors significant in terms of the market segmentation and choice of the valuation method.

The difference between the Solvency II value of the properties (38,845 thousand euros) and the statutory value (29,891 thousand euros) is 8,954 thousand euros.

For other tangible fixed assets, the value stated on the statutory financial statements, of 2,775 thousand euros, was considered as representative of fair value.

Finally, the item includes the value of the right to use passive leases, calculated in accordance with IFRS 16, equal to 57,585 thousand euros.

### *D.1.4 Properties (not for own use)*

The Company has not recorded properties not for own use on its Solvency II financial statements.

### *D.1.5 Participations*

In accordance with Art. 13 of Del. Reg. 2015/35, participations are measured according to the following hierarchy of methods:

- using quoted market prices in active markets;
- using the adjusted equity method;
- using quoted market prices in active markets for similar assets and liabilities with adjustments to reflect the differences, as long as neither valuation in accordance with point (a) nor point (b) is possible and the undertaking is not a subsidiary undertaking, as defined in Article 212(2) of Directive 2009/138/EC.

By way of derogation from this hierarchy of methods, equity investment shall be valued at zero if they are excluded from the scope of the group supervision insofar as they are situated in a third country in which there are legal hindrances to the transfer of the necessary information or if they are deducted from the own funds eligible for the group solvency (if the supervisory authority does not have the necessary information available to calculate group solvency).

The adjusted equity method consists of the valuation of the investment based on the share of the excess of assets over liabilities of the related undertaking held by the participating undertaking, measured in accordance with Solvency II standards.

## D. Valuation for Solvency Purpose

Alternatively, the IFRS equity method can be used if the valuation of the individual assets and liabilities in accordance with Solvency II standards is not practicable, but in any case the participating undertaking shall deduct from the value of the related undertaking the value of goodwill and other intangible assets that would be valued at zero in accordance with Article 12 of Del. Reg. 2015/35.

The equity investments held by HDI Assicurazioni all related to unlisted companies; they were valued according to the adjusted equity method and, therefore, on the basis of the share held in the equity of the investee, determined in accordance with Solvency II standards, as envisaged by Article 75 of the Directive.

HOLDINGS IN RELATED UNDERTAKINGS		(amounts in EUR thousand)	
	Solvency II value	Statutory accounts value	Variation
HDI Immobiliare S.r.l.	71,510	63,154	8,356
InLinea S.p.A.	2,307	2,307	-
InChiaro Life Dac	21,767	17,805	3,962
<b>Total</b>	<b>95,584</b>	<b>83,266</b>	<b>12,318</b>

### D.1.6 Equities, bonds, collective investment funds and other investments

A comparison of the Solvency II financial statements values and those given on the statutory financial statements reveals a greater value of 555,463 thousand euros for bonds and 6,815 thousand euros for collective investment funds.

On the statutory financial statements, equities, bonds and collective investment funds are entered according to whether they are long-term or otherwise. The listed or unlisted fixed securities, set against long-term commitments and which will tend to remain amongst the Company's assets until repaid, are valued at purchase or conferral cost, adjusted for issue and trading differences accrued and impairment deriving from permanent losses of value. Listed and unlisted securities in the non-permanent segment are valued at the lesser of the carrying book value, adjusted for issue differences accrued and market differences, determined according to the average prices on the stock market in December, which is considered as representative of the assumed realization value. Securities for which the reasons for the initial application of impairment have ceased to apply, have been written back within the limits of the cost.

The valuation of the investments in the solvency financial statements is carried out at fair value and, if no market prices should be available on an active market (mark to market), according to the valuation hierarchy established by Solvency II standards and described in paragraph D.1 - Valuation of assets.

The tables below provide details of the investments classified according to the fair value hierarchy, as envisaged by IFRS 7 - Financial instruments; this requires a fair value hierarchy to be established for segments of financial assets and liabilities measured at fair value, with the definition of three levels:

- level 1: prices quoted on active markets;
- level 2: input data other than the quoted prices pursuant to level 1, which can be observed for assets or liabilities, both directly (as in the case of prices) and indirectly (i.e. insofar as derived from the prices); this category includes fair value measured using valuation techniques that refer to parameters observable on the market, other than the list prices of the financial instrument on an active market;
- level 3: input data relating to the assets or liabilities that are not based on observable market data (non-observable data); this category includes the fair value measured on the basis of valuation techniques that refer to parameters that

cannot be observed on the market or that, although starting out from level 2 market data (i.e. other than prices recorded on an active market), do, however, require significant discretionary adjustments based on data not observable on the market.

**INVESTMENTS- FAIR VALUE LEVELS**

(amounts in EUR thousand)

	Level 1	Level 2	Level 3	Total
Equities - listed	64	-	-	64
Equities - unlisted	-	-	2,000	2,000
Government Bonds	2,703,995	880,573	-	3,584,568
Corporate Bonds	3,382,849	160,629	51,322	3,594,800
Structured notes	-	-	-	-
Collateralised securities	-	-	6,477	6,477
Collective Investments Undertakings	172,655	-	130,252	302,907
Derivatives	-	-	-	-
Deposits other than cash equivalents	-	-	3,000	3,000
Other investments	-	-	-	-
Other loans and mortgages	-	-	-	-
<b>Total</b>	<b>6,259,564</b>	<b>1,041,202</b>	<b>193,051</b>	<b>7,493,817</b>

***D.1.7 Assets held for index-linked and unit-linked contracts***

The valuation is carried out at fair value and, if no market prices should be available on an active market (mark to market), according to the valuation hierarchy established by Solvency II standards and described in paragraph D.1 - Valuation of assets. The item amounts to 509,818 thousand euros and includes investments that are indicated as class D on the statutory financial statements and, therefore, investments to the benefit of life class insured parties, who bear the risk, and deriving from the management of pension funds. In the case in point, the valuation criterion of the statutory financial statements is the same as for Solvency II and there are therefore no differences in value.

The table below provides details of the investments classified according to the fair value hierarchy:

**INVESTMENTS- FAIR VALUE LEVELS**

(amounts in EUR thousand)

	Level 1	Level 2	Level 3	Total
Assets held for index-linked and unit-linked contracts	492,119	11,250	6,449	509,818
<b>Total</b>	<b>492,119</b>	<b>11,250</b>	<b>6,449</b>	<b>509,818</b>

***D.1.8 Loans and mortgages***

The amount totals 1,013 thousand euros and consists of policy loans, totaling 991 thousand euros, in addition to interest receivable, for 112 thousand euros. In the financial statements, this item is recorded at nominal value. In the solvency balance, the amount recorded is the same, taking into account the non-significant changes in fair value against generally tight deadlines over time.

## D. Valuation for Solvency Purpose

---

### *D.1.9 Reinsurance recoverables*

The reinsurance recoverables was valued using the criteria described below and resulted in a lesser value with respect to the figure on the statutory financial statements of -11,407 thousand euros with reference to the non-life provisions and -11,085 thousand euros with reference to the life provisions.

### *D.1.10 Adjustment of best estimates transferred reserve*

The adjustment for losses due to counterparty default connected with the best estimates transferred is calculated in compliance with Article 61 of Del. Reg. (EU) 2015/35, considering the probability of default of said counterparty during the following 12 months, the amounts that can be recovered from the reinsurance contracts with said counterparty, i.e. the best estimates discounted at the base rate and the duration of said amounts.

In the Company's valuations, the adjustment is calculated per individual business line and not per individual counterparty.

To this end, the quantities involved in the calculation referring to a specific counterparty (the probability of default) are aggregated so as to consider all reinsurers with which contracts are stipulated for the following 12 months and the related ratings, which, in turn, coincides with a pre-established probability of default. Starting from this probability of default, the odds ratio is calculated for the rating.

The adjustment for counterparty default to be applied to the best estimate of the claims provision transferred for all non-life segments is 126 thousand euros, whilst the adjustment for counterparty default to be made to the best estimate of the premium provision transferred for all non-life segments is 40 thousand euros.

The adjustment for the counterparty default to consider the best estimate ceded for the total life business amounts to 1,7 thousand euros and does not apply to health guarantees.

### *D.1.11 Other asset items*

The other asset items mainly refer to insurance and reinsurance receivables, other receivables (mainly comprising tax receivables for deposits on tax) and liquid funds.

These items are booked on the statutory financial statements according to their presumed realization value or face value. On the Solvency II financial statements, the same amount is booked, considering the non-significant changes to fair value in view of expiries that tend to be close together.

## D.2 Valuation of the technical provisions

According to Directive, the Technical Provisions are defined as the sum of the Best Estimate and the Risk Margin.

The best estimate is therefore the current value expected from future cash flows, discounted using the risk-free rates curve as at the valuation date supplied by EIOPA. The Risk Margin is calculated by determining the cost of establishing an amount of

admissible own funds, equal to the solvency capital requirement necessary to meet the insurance and reinsurance obligations for their entire life span.

### *D.2.1 Non-life technical provisions*

The valuations of the best estimate of the claims provision and premium provision are prepared separately, as established by Article 36 of Del. Reg. 2015/35.

#### *D.2.1.1 Calculation method and main hypotheses*

For the best estimate of the claims provision, the chain ladder method applies, after verifying the hypotheses underlying said method (test for calendar year effect, test for linear correlation).

In measuring the claims provision, consideration is given to all cash out relative to claims made (including IBNR) and the related costs. More specifically, liquidation costs that cannot be traced to an individual claim, classed as ULAE (Unallocated Loss Adjustment Expenses) are valued separately, as required by Art. 68 of IVASS Regulation no. 18. Moreover, as defined by Art. 31 of Del. Reg. 2015/35, investment management expenses come under the expenses to be considered when calculating the best estimate. Cash in relative to the claims provision is instead represented by the estimate of the amounts recovered, for which the best estimate is valued separately. Therefore, the claim provision is obtained as the algebraic sum of the best estimate of the claims provision net of ULAE, the best estimate of the ULAE, the best estimate of collections and the best estimate of investment management expenses.

With reference to the premium provision, cash flow forecasts consider the claims that will be made after the valuation date and relative to contracts in place as at the valuation date.

For its estimate, the simplification applies for the premium provision, as set out in annex 6 to IVASS Regulation no. 18.

Cash in regarding the premium provision consists of future premiums relating to annual, multi-year and posthumous policies present in the portfolio as at the valuation date and recoveries considered in the ratios involved in the simplified calculation.

The calculation of the premium provision also includes the estimate of the Investment Management Expenses.

In compliance with Articles 77 and 81 of the Directive, the best estimate is calculated gross of the amounts that can be recovered from the reinsurance contracts, which are calculated separately. These amounts are adjusted to consider potential reinsurer default.

A separate valuation relative to the risks assumed by indirect insurance (accepted proportional reinsurance business) is carried out for both the premium provision and the claim provision.

In the valuations relative to 31 December 2020, there was no unbundling of the contracts in the portfolio.

The volatility adjustment measures were applied while the matching adjustment measures, pursuant to Article 30-bis, paragraph 6, letters a), b) and c) of the Private Insurance Code (Italian Legislative Decree no. 74 of 12 May 2015 – CAP and subsequent modifications), were not applied.

## D. Valuation for Solvency Purpose

---

### *D.2.1.2 Input data*

In order to estimate the claim provision, so as to perform an appropriate actuarial analysis, historic data was considered, aggregated into triangular matrices (run-off triangles), in which the rows represent the years when the loss event occurred (year of occurrence) and the columns represent the years when the claim was paid or reserved (year of development).

As regards the premium provision, the input data used was obtained partly from the Company's plan and suitably aggregated into homogeneous risk classes, according to the classification in lines of business (LoB) pursuant to annex 1 to Del. Reg. 2015/35.

The statutory lines of business "Accidents" and "Healthcare" have been reclassified by Solvency II line of business in view of the risks insured.

In the case of the MTPL (Motor Third Party Liability) LoB, when identifying homogeneous groups of risks, CARD and non-CARD claims were considered separately, as indicated by the Supervisory Authority in IVASS Regulation No. 18.

### *D.2.1.3 Settlement costs*

Settlement costs are divided up into two macro categories: expenses relating to individual claims "allocated Loss Adjustment Expenses" (ALAE) and expenses not relating to individual claims "unallocated loss adjustment expenses" (ULAE).

### *D.2.1.4 Claims provision*

As described in the paragraphs above, the amount of the claims provision consists of the algebraic sum of the individual components of cash in and cash out.

The valuations are performed by the Company by means of the software ResQ.

#### *D.2.1.4.1 Best Estimate claims provision (BEL) – direct business*

For the valuation of the claims provision, HDI Assicurazioni uses the chain ladder method on the triangles of paid amounts, gross of ALAE expenses only.

The result obtained from the forecast is the ultimate cost of claims, from which the undiscounted best estimate of liabilities (UBEL) can be obtained.

Gross of cessions under reinsurance, the BEL, for each LoB, is obtained by discounting the expected future payments of gross UBEL with the interest rate curve.

Discounting hypothesizes that payments will be made midway through the year.

Valuations are prepared separately for each LoB.

The UBEL value of the claims provision (net of ULAE expenses) for all non-life segments comes to 627,630 thousand euros, whilst the corresponding discounted value is 636,020 thousand euros.



#### ***D.2.1.4.2 Best Estimate ULAE***

As for the estimate of the claims provision gross of ALAE expenses only, also for the best estimate of ULAE expenses, the chain ladder method is used, following the same valuation steps.

The UBEL of the ULAE value for all non-life segments comes to 9,409 thousand euros, whilst the corresponding discounted value is 9,493 thousand euros.

#### ***D.2.1.4.3 Best estimate of collections***

The valuation of the best estimate of collections involves a preliminary analysis of the triangles of the amounts recovered, so as to assess the numerical balance of the information necessary in order to apply the actuarial method rather than the simpler, statistical method.

The BEL of collections, for each LoB, is calculated by discounting the expected future payments of UBEL with the interest rate curves.

The UBEL value of collections for all non-life segments comes to 13,862 thousand euros, whilst the corresponding discounted value is 14,020 thousand euros.

#### ***D.2.1.4.4 Best Estimate – Business accepted***

The BEL of the claims provision of risks accepted under reinsurance, for each LoB, is calculated by discounting the expected future payments of UBEL, measured in the local GAAP financial statements, with the interest rate curves.

As, as at that date, the General Liability Insurance LoB alone was involved by said business, the undiscounted best estimate is 298 thousand euros and the discounted best estimate is 303 thousand euros.

#### ***D.2.1.4.5 Claims provision - Business transferred***

The BEL of cessions under reinsurance of the claims provision, for each LoB, is calculated by discounting the expected future payments of the UBEL transferred, with the interest rate curves. The operating procedure used to determine and discount cash flows transferred is similar to that of direct business.

The level of granularity used to calculate the technical provisions corresponds to the lines of business.

The UBEL of the claims provision transferred for all non-life segments comes to 25,130 thousand euros whilst the corresponding discounted value is 25,450 thousand euros.

An adjustment is made to these best estimates to consider any reinsurer default, the amount of which is given in section D.1.10.

#### ***D.2.1.5 Premium provision***

The UBEL of the premium provision is valued in accordance with the provisions of Annex 6 of IVASS Regulation no. 18 of 15 March 2016 and the related annex "Application clarifications on IVASS Regulation no. 18 concerning the application rules for the determination of technical provisions under the Solvency II system".

## D. Valuation for Solvency Purpose

---

### *D.2.1.5.1 Premium Provision – Direct Business*

The Premium Provision is set aside to cope with future costs and claims relating to existing contracts. The UBEL relative to the Premium Provision is calculated by individual LoB, by means of the sum of three components.

- claims component that can be estimated by applying the estimated prospective loss ratio to the UPR (Unearned Premium Reserve) and the FP (Future Premium);
- expense component obtained by applying the estimates of the indicators of the prospective plan relative to costs (acquisition cost ratio and expense ratio) to the UPR and FP;
- premium refund component, relating to the portion of the premium not used due to the early closure of the contract.

Starting from the UBEL thus obtained, the BEL of the premium provision for each LoB is calculated by discounting the expected future payments of the UBEL (cash flow) with the reference interest rate curve.

The UBEL value of the premium provision for all non-life segments comes to 178,536 thousand euros, whilst the corresponding discounted value is 180,969 thousand euros.

### *D.2.1.5.2 Present Value Future Premium – Direct Business*

In order to determine future premiums, only the policies held in the portfolio are considered, which, as at the valuation date, have generated premium provisions by which to cope with the future cost of claims relative to risks that have not been extinguished as at the valuation date.

The value of future premiums for all non-life segments comes to 45,805 thousand euros, whilst the corresponding discounted value is 45,983 thousand euros.

### *D.2.1.5.3 Premium provision - Risks assumed*

The BEL of the premium provision of risks accepted, for each LoB, is calculated by discounting the expected future payments of UBEL, measured in the local GAAP financial statements, with the interest rate curves.

As at that date, only the General liability insurance LoB was involved by this business. The undiscounted best estimate is 16 thousand euros and the discounted best estimate comes in at 16 thousand euros.

### *D.2.1.5.4 Premium provision - Risks ceded*

The Company values the UBEL of the Premium provision transferred by applying the same calculation method as used for direct business.

The UBEL of the premium provision transferred for all non-life segments comes to 5,890 thousand euros whilst the corresponding discounted value is 5,992 thousand euros.

An adjustment is made to these best estimates to consider any reinsurer default, as described in section D.1.10.

### *D.2.1.5.5 Present Value Future Premium – Risks ceded*

For the determination of the transferred future premiums it was carried out an estimation based on future premiums from direct business.

At the valuation date, the value of the future premium ceded for the total non-life business amounts to 1,786 thousand Euros, while the corresponding discounted value is 1,794 thousand Euros.

### D.2.1.6 Investment management expenses

The total UBEL value of investment management expenses comes to 2,231 thousand euros, whilst the corresponding discounted value is 2,268 thousand euros.

### D.2.1.7 Discounting

The best estimate is the current value expected of future cash flows discounted using the relevant structure by maturity of risk-free interest rates without volatility adjustment, supplied by EIOPA. Volatility adjustment was used to determine the Technical Provisions, therefore it was considered in all the values shown in the tables.

### D.2.1.8 Risk margin

For the valuation YE 2020, method 2 was applied, described in annex 4 to IVASS Regulation no. 18.

The risk margin of all non-life segments is 40,086 thousand euros.

### D.2.1.9 Comparison with the statutory financial statements

The table below gives the values of the non-life technical provisions, calculated according to Solvency II standards related to the YE 2020 valuation, compared with the values of the statutory technical provisions.

NON-LIFE TECHNICAL PROVISIONS		(amounts in EUR thousand)	
	Solvency II value	Statutory accounts value	Variation
<b>Technical Provisions - non life</b>	<b>855,135</b>	<b>897,170</b>	<b>-42</b>
<b>Technical Provisions - non life (excluding health)</b>	<b>823,797</b>	<b>858,955</b>	<b>-35</b>
Technical Provisions calculated as a whole	-		
Best estimate	784,632		
Risk margin	39,165		
<b>Technical Provisions - health (similar to non-life)</b>	<b>31,338</b>	<b>38,214</b>	<b>-7</b>
Technical Provisions calculated as a whole	-		
Best estimate	30,418		
Risk margin	921		

The difference between the solvency and statutory reserves is mainly due to:

- a different aggregation of risks by lines of business;
- a different aggregation of the input data provided separately in the Local gaap and Solvency II principles;
- the actuarial reserve model used for calculating the Best estimates of the direct business claims provisions;
- the inability to include in local GAAP accounts the present value of the foreseeable amount needed for the settlement of future claims and to apply other forms of deduction or discount (Art. 26 of ISVAP Regulation No. 16/2008);

## D. Valuation for Solvency Purpose

---

- the different criterion for calculating best estimates of premium provisions that, differently to local valuations, considers claims and expenses deriving from contracts that existed at the time of valuation, obtained starting from the plan indicators and future premiums on contracts in place;
- the other technical provisions required by local GAAP, such as the reserve for unexpired risks, the equalization reserve and the ageing reserve;
- the best estimates of the amounts recovered as envisaged in the Solvency II rules;
- the amount of the risk margin required by the Solvency II rules;
- the adjustment for counterparty default made to the provisions transferred on the Solvency II financial statements.

### *D.2.1.9.1 Level of uncertainty associated with the value of the technical provisions*

The level of uncertainty associated with the value of the technical provisions depends on endogenous factors of the triangles used for the estimates and external factors such as the incorporation of new regulations, atmospheric events, social phenomena, inflation, return rates, etc.

As regards the claims provision, the issue of new laws and regulations can influence the amounts of compensation. Mere deferral of the timing of claims payments, due, for example, to legal disputes, can create inflation effects that result in larger payments being made than had been estimated.

In the case of the MTPL class, an economic crisis could lower the frequency of claims or, vice versa, an economic recovery could cause them to rise. Worsening of weather conditions, with exceptional events, can result in an increase to the frequency of claims in the MTPL, MOD and Fire segments, and for the latter two, the onset of catastrophe claims (not necessarily linked to the weather conditions).

As regards the Medical class, an increase in the outlay for medical expenses would, presumably, result in an increase in the number of claims reported.

As regards the premium provisions, the uncertainty of the estimate is linked to the ratios estimated on the Company's prospective plan, involved in the calculation and term of policies in the portfolio: for example, for the GTPL and Fire segments, future premiums are considered for a fairly long term, during which the insured party may decide to rescind from the contract early. However, as mentioned in the previous paragraphs, in order to attenuate this particular type of risk, the relevant hypotheses are applied to the contractors' conduct.

## *D.2.2 Life technical provisions*

The valuation of the best estimate is calculated as established by Article 35 of Del. Reg. 2015/35.

### *D.2.2.1 Calculation method and main hypotheses*

The fair value of the best estimates coincides with the average of future cash flows weighted with probability, considering the time value of cash (current forecast value of future cash flows) on the basis of the relevant structure according to expiry of the risk-free interest rates.

The hypothesised forecasts used are the best estimate assumptions, as regards the technical risk component, the economic scenarios and the management actions for the modelling of market hypotheses.

### *D.2.2.2 Best estimate hypotheses*

The calculation of the best estimate hypotheses is performed using actuarial and statistical techniques that are suitable for the lapse and mortality risks, starting out from a study of the historic series of these two phenomena. As regards the calculation of the hypothesised best estimates of expenses, the model used is analytical and based on the Company's financial statements data.

#### *D.2.2.2.1 Market hypotheses*

The forecasting model used to calculate the Best Estimate Liabilities, is dynamic and stochastic. The asset-liability approach is explicit, on a monthly basis, by means of the rebate of the return of separate managements, calculated according to the accounting standards of the funds and linked to the cash flow forecast of the liabilities.

#### *D.2.2.3 Best estimate*

The Best Estimate is calculated based on updated, credible information on realistic hypotheses and is developed using actuarial and statistical methods.

The best estimate is the market value of the future commitments with regards to insured parties. The forecast of cash flows used in calculating the Best Estimate, considers all incoming and outgoing cash necessary to settle the insurance and reinsurance obligations for the entire contractual term.

- **Cash in flow:**
  - **Future premiums:** additional single premiums, recurring single premiums, constant and re-evaluable annual premiums;
- **Cash out flow:**
  - **Benefits:** payment made upon expiry of the contract; amount paid in the event of the death of the insured party; amount paid in the event of policy redemption.
  - **Acquisition commissions:** commission on initial premiums, as envisaged by the mandate;
  - **Renewal commissions:** commission relative to recurring single premiums and annual premiums; management fee for single premiums.
  - **Initial and recurring expenses:** expenses incurred by the Company attributed to each policy.

The best estimate is therefore obtained from the current value of the above flows plus the current value of the portfolio still in place at the end of the forecast period.

#### *D.2.2.3.1 Reinsurance*

The amounts that can be recovered from the reinsurance contracts come to approximately 0.05% of the total gross best estimates. Reinsurance recoverables are calculated as the difference between the Gross and Net BELs and corrected with a factor that considers the reinsurer's probability of default.

## D. Valuation for Solvency Purpose

---

### *D.2.2.4 Risk margin*

In calculating the risk margin, it is assumed that the Insurance Company transfers the whole of its portfolio to a reference undertaking (RU). This fictitious company does not have any insurance contracts nor own funds and should therefore be considered as "empty".

The Risk Margin can be interpreted and calculated as the cost of establishing an amount of admissible own funds, equal to the solvency capital requirement necessary to meet the insurance and reinsurance obligations for their entire life span.

The approach used to calculate the risk margin is cost of capital (CoC).

The risk margin of all life segments is 85,191 thousand euros.

### *D.2.2.5 Details by individual line of business*

#### *D.2.2.5.1 Insurance with profit participation*

The Insurance with profit participation LoB includes products belonging to segregated management. In these contracts, the investment risk is borne by the Company, which in turn rebates part of the return to the insured parties. In calculating the Solvency II technical provisions, consideration is given of the impact of the general market conditions and management decisions.

The value of the best estimates calculated using volatility adjustment is 6,254,958 thousand euros (without using volatility adjustment it is 6,289,186 thousand euros).

#### *D.2.2.5.2 Index-linked and unit-linked insurance*

The Index-linked and unit-linked insurance LoB includes the Company's Open Pension Fund and the unit-linked and index-linked products. The investment risk in this type of products is borne by the insured parties. The product offers the possibility of investing the contributions paid by the subscriber and, if envisaged, by the employer, in four different investment lines, on the basis of the insured party's risk profile. The equivalent value of the amounts paid is linked to the performance of units or NAVs of the segment in which the choice has been made to invest. One of the four Company investment lines envisages a guaranteed return of at least the amount paid in.

The value of the best estimates calculated using volatility adjustment is 484,960 thousand euros (without using volatility adjustment it is 485,334 thousand euros).

#### *D.2.2.5.3 Other life insurance*

The Other life insurance LoB includes temporary case of death policies and CPI products. Part of the business relating to these products is reinsured through excess treaties or excess units.

The value of the best estimates calculated using volatility adjustment is 77,526 thousand euros (without using volatility adjustment it is 77,780 thousand euros).

#### *D.2.2.5.4 Health insurance*

The Health insurance LoB includes long term care contracts. Approximately 98% of the reserves for this product are subject to reinsurance treaties. The best estimate value calculated is 179 thousand euros.

### D.2.2.6 Comparison with the statutory financial statements

The table below gives the values of the life technical provisions, calculated according to Solvency II standards, compared with the values of the statutory technical provisions.

LIFE TECHNICAL PROVISIONS		(amounts in EUR thousand)		
	Solvency II value	Statutory accounts value	Variation	
<b>Technical Provisions - life (excluding index-linked and unit-linked)</b>	<b>6,414,204</b>	<b>6,005,837</b>	<b>408,366</b>	
<b>Technical provisions - health (similar to life)</b>	<b>181</b>	<b>181</b>	<b>-</b>	
Technical Provisions calculated as a whole	-			
Best estimate	179			
Risk margin	2			
<b>Technical Provisions - life (excluding health and index-linked and unit-linked)</b>	<b>6,414,022</b>	<b>6,005,655</b>	<b>408,366</b>	
Technical Provisions calculated as a whole	-			
Best estimate	6,332,485			
Risk margin	81,538			
<b>Technical Provisions - index-linked and unit-linked</b>	<b>488,611</b>	<b>509,818</b>	<b>-21,207</b>	
Technical Provisions calculated as a whole	-			
Best estimate	484,960			
Risk margin	3,651			

No particular differences are noted for the Health insurance LoB. Instead, with reference to the Insurance with profit participation LoB and Other life insurance LoB, the change to Solvency II involves an increase of approximately 6.80% of the technical provisions with respect to those on the financial statements. This difference is given by the future cash flow discounting process and the performance revaluation mechanism connected with foreseeable returns, calculated from the forecasting model. Finally, in the Index-linked and unit-linked insurance LoB, the move to Solvency II brings about a reduction of approximately 4.16% due to the commission withheld by the Company with respect to the statutory technical provisions, given that the fund units are already at market value.

#### D.2.2.6.1 Level of uncertainty associated with the value of the technical provisions

The valuation of the best estimates may be affected by changes in elements both external to the company (rate volatility, macroeconomic factors) and internal (such as, for example, redemptions, mortality, claims rates) as well as the time frame chosen for the forecast. The Company carries out independent sensitivity analyses aimed at verifying the level of uncertainty surrounding the technical provisions, when certain significant risk factors change.

### D.2.3 Long-term guarantee measures (Volatility Adjustment)

Of all long-term guarantee measures available, the Company only uses volatility adjustment (VA), which adjusts the discount rate reference curve used to calculate the best estimate of insurance liabilities (BEL) for volatility, so as to attenuate the impact deriving from short-term volatility on the financial markets. Volatility adjustment applies to all insurance liabilities in the

## D. Valuation for Solvency Purpose

Company's Life segment portfolio. As at 31 December 2020, the Company's VA is 7bp, as is that of the market. In compliance with Art. 30-bis, paragraph 5 of the Private Insurance Code, the Company has prepared a liquidity plan, with forecast incoming and outgoing cash flows relative to the assets and liabilities subject to volatility adjustment; this can provide:

- evidence that the Company has sufficient liquid funds to cope with its obligations in stress periods, without having to recourse to the sale of non-liquid assets;
- evidence that the Company suitably manages and monitors the liquidity risk in respect of the business to which the VA is applied.

The table below shows the data related to the impact of the long-term guarantee measures on the Company's main economic variables. Data is composite, i.e. refer to the Company's total business (life + non-life). The zeroing of the VA increases the technical provisions by 0.49% and own funds of the Company drop by 4.08%. The solvency capital requirement goes up by 1.74%, whilst the solvency ratio goes from 151.1% to 142.7%. The Company therefore maintains good coverage of the SCR, even when the VA is zeroed.

### IMPACT OF VOLATILITY ADJUSTMENT

(amounts in EUR thousand)

	Amount with Long Term Guarantee measures and transitionals	Without volatility adjustment and without other transitional measures	Impact of volatility adjustment set to zero
<b>Technical provisions</b>	<b>7,757,950</b>	<b>7,795,843</b>	<b>37,893</b>
<b>Basic own funds</b>	<b>667,439</b>	<b>641,265</b>	<b>-26,173</b>
Excess of assets over liabilities	507,922	481,748	-26,173
Restricted own funds due to ring-fencing and matching portfolio	-	-	-
<b>Eligible own funds to meet Solvency Capital Requirement</b>	<b>667,439</b>	<b>641,265</b>	<b>-26,173</b>
Tier I	498,122	471,948	-26,173
Tier II	169,317	169,317	-
Tier III	-	-	-
<b>Solvency Capital Requirement</b>	<b>441,633</b>	<b>449,458</b>	<b>7,825</b>
<b>Eligible own funds to meet Minimum Capital Requirement</b>	<b>537,868</b>	<b>512,399</b>	<b>-25,469</b>
<b>Minimum Capital Requirement</b>	<b>198,735</b>	<b>202,256</b>	<b>3,521</b>

### D.3 Valuation of other liabilities

Valuation of the specific liabilities and potential liabilities takes place in accordance with the international accounting standards adopted by the European Commission in accordance with Regulation (EC) no. 1606/2002 (IAS/IFRS) and no adjustment is made to consider variations in the credit rating of the insurance or reinsurance undertaking after initial recognition. Potential liabilities, which are normally not booked in accordance with international accounting standards, in compliance with the Solvency II standards are instead valued if they are relevant, i.e. if information relating to current or potential values or the nature of said liabilities could affect the decisions or opinion of the envisaged user of said information, including the supervisory authorities. The value of the potential liabilities is equal to the current value expected of future cash flows required to settle potential



liabilities for the entire duration of said potential liabilities, calculated using the structure by expiry of the basic risk-free interest rates.

### ***D.3.1 Other technical provisions and potential liabilities***

The Company has not recorded any other technical provisions and potential liabilities on its Solvency II financial statements.

### ***D.3.2 Provisions other than technical provisions***

The item contains provisions for risks and charges that represent liabilities of a determined nature, certain or probable, with date of occurrence or undetermined amounts.

In detail, this item, equal to 5,556 thousand euros, comprises provisions made for tax and other non-technical provisions, such as, for example, those made to the benefit of employees.

The evaluation is carried out in accordance with Article 75 of Directive 2009/138 / EC, and their value coincides with that of the statutory financial statements.

### ***D.3.3 Pension benefit obligations***

The item includes provisions made for severance indemnity (TFR), expenses for seniority premiums and to the provision for expenses for managers' medical policies, liabilities connected with the employee defined benefits plans that include disbursements subsequent to the termination of the contract of employment and that, in compliance with IAS 19, are subjected to actuarial assessment by using the Project Unit Credit Method. According to this method, the liability is determined considering a series of variables, namely mortality, forecast future changes to salary, the inflation rate envisaged, the expected return on investments, etc. The liability booked represents the current value of the foreseeable obligation, net of any assets to service the plans, and adjusted for any losses or non-amortized actuarial gains. The valuation underlying IAS 19 determined a value of the liabilities that was 313 thousand euros higher than that noted on the statutory financial statements.

### ***D.3.4 Deposits from reinsurers***

This item includes deposits received from reinsurers, which amount to 5,579 thousand euros and refer to the associate Hannover Rückversicherungs. There are no value differences between the Solvency II financial statements and the statutory financial statements.

### ***D.3.5 Deferred tax liabilities***

As specified above in paragraph D.1.2 - Deferred tax assets, to which we would refer you, prepaid and deferred tax is measured separately for IRES and IRAP purposes, according to the tax rates expected to be applied in the year in which the

## D. Valuation for Solvency Purpose

---

temporary differences will be cancelled out. Deferred tax liabilities on the Solvency II financial statements amount to 26,058 thousand euros.

### *D.3.6 Financial liabilities other than debts owed to credit institutions*

The item includes the recognition of financial liabilities for future rentals due under lease agreements accounted for in accordance with IFRS 16.

### *D.3.7 Derivatives and financial liabilities and payables to credit institutes*

The Company has not recorded any financial liabilities and payables to credit institutes recorded on its Solvency II financial statements.

### *D.3.8 Other liability (payables deriving from insurance operations and other payables, other liabilities)*

Payables total 74,079 thousand euros and consist of payables due to insured parties, intermediaries and other payables deriving from direct insurance operations for 41,053 thousand euros, payables deriving from reinsurance operations for 2,425 thousand euros and other non-insurance payables for 30,151 thousand euros. Other liabilities comes to 519 thousand euros and includes all liabilities not included in other items on the financial statements, such as, for example, accrued liabilities and deferred income.

These items are booked to the statutory financial statements at face value, which is considered representative of the fair value on the Solvency II financial statements.

### *D.3.9 Subordinated liabilities*

Subordinated liabilities amounted to a total of 169,317 thousand euros.

The subordinated liabilities, valued in compliance with Article 75 of Directive 2009/138/EC, have the characteristics necessary to be classified as elements of level 2 own underlying funds in accordance with Solvency II regulations. Details are given in the section E.1.2.

## D.4 Alternative valuation methods

As reported in the introduction to this "Chapter D - Valuation for Solvency Purpose", if the criteria adopted for the use of quoted market prices on active markets are not met, the Company, consistently with the provisions of art. 10, paragraph 7, of the Delegated Acts, has used valuation techniques that are appropriate to the circumstances and for which sufficient data is available for measuring the fair value, always maximizing the use of observable inputs and minimizing those that cannot be observed.

There are no alternative valuation methods for assets and liabilities with respect to what is indicated in the previous paragraphs.

Based on previous experience, there were no significant differences between the estimated valuation on the basis of alternative valuation methods and the corresponding values that can be inferred, for example, from subsequent market transactions involving these assets and liabilities.

## D.5 Other information

There is no other substantive information on the valuation of the assets and liabilities for solvency purposes that has not already been included in the previous paragraphs.



## E. Capital Management

## E.1 Own funds

The Company holds Own Funds in accordance with the requirements of current legislation.

### E.1.1 Capital Management Policy

The Company's capital management policy defines, also in terms of the roles and responsibilities of the parties involved, the procedures governing the classification, issuance, monitoring, distribution and redemption of elements of own funds in accordance with the Medium-Term Capital Management Plan, that is part of the larger five-year process of Strategic Planning, approved by the Board of Directors, monitoring its proper implementation and ensuring that it is adequate and updated over time.

As part of the five-year strategic planning process, the capital management policy, together with the risk management process, is aimed at ensuring the availability of adequate own funds, by type and amount, to cover the risks assumed and therefore to maintain the current and prospective economic-financial equilibrium of the Company.

In the capital management plan, in line with strategic planning, the issuance, redemption or repayment of own funds and their classification in the different Tiers is foreseen, the distribution policy of the own funds elements is drawn up and the projections within the internal risk and solvency assessment are defined.

The internal processes in place provide for the assessment of compliance on an ongoing basis with the minimum level of solvency required by law, the capital requirement necessary in relation to the risk profile and the business strategy and the possible need for corrective actions to the profile risk or equity. To this end, a quarterly report has been established to monitor the Company's capital management with analysis of solvency, evolution of the capital requirement, eligible capital and capital movements. The Company also uses a set of risk-based indicators to address risk-adjusted profitability.

### E.1.2 Available own funds

The table below shows the situation of the Company's own funds, broken down by Tier, as at 31 December 2020 and a comparison with the same data of the previous year.

#### OWN FUNDS

(amounts in EUR thousand)

Basic own funds	2020	2019	Variation	Tier 1 - unrestricted	Tier 1 - restricted	Tier 2	Tier 3
Ordinary share capital	126,000	96,000	30,000	126,000	-	-	-
Reconciliation reserve	372,122	416,102	- 43,980	372,122	-	-	-
Subordinated liabilities	169,317	87,528	81,790	-	-	169,317	-
<b>Total</b>	<b>667,439</b>	<b>599,630</b>	<b>67,809</b>	<b>498,122</b>	<b>-</b>	<b>169,317</b>	<b>-</b>

Own Funds at 31 December 2020 amounted to 667,439 thousand euros.

More specifically, the basic own funds of HDI Assicurazioni include:

- ordinary share capital;
- subordinated loans (including in tier 2 own funds), whose details are shown below; the cost of subordinated loans was considered net of the tax effects (potential recovery of interest expense) in order to determine the period profit/loss, these loans were underwritten at arm's length;

## E. Capital Management

- reconciliation reserve.

Compared to the previous year, the amount of own funds increased. The change is due to:

- the subscription of new subordinated liabilities;
- the increase in the ordinary share capital.

As already pointed out in paragraph A.5, due to the effects of Covid 19 on the solvency situation, which led in 2020 to a solvency ratio below the tolerance threshold set in the RAF at 120%, the Company, in order to restore the solvency situation, has requested the Parent Company HDI International AG to provide a capital reinforcement with high quality core capital in order to reach a Solvency Ratio level of no less than 130% and in any case such as to allow compliance, on an ongoing basis, with a solvency target appropriate to the actual risk profile of HDI Assicurazioni. In detail, the Company took steps to restore the solvency situation through the following measures:

- non-payment of dividends for the 2019 financial year;
- capital increase for 30 million euros on 29 April 2020;
- issuance of a 40 million euros subordinated loan on 5 May 2020, subscribed by affiliated companies for 29.5 million euros and by non-group companies for the remaining 10.5 million euros;
- issuance of a further intra-group subordinated loan for 50 million euros subscribed by HDI International AG on 3 June 2020.

As regards the reconciliation reserve, the table below shows the components used to determine it, as well as a comparison with the previous year.

<b>RECONCILIATION RESERVE</b>		<b>(amounts in EUR thousand)</b>	
	<b>2020</b>	<b>2019</b>	<b>Variation</b>
Excess of assets over liabilities	507,922	512,102	-4,180
Own shares (held directly and indirectly)	-	-	-
Foreseeable dividends, distributions and charges	9,800	-	9,800
Other basic own fund items	126,000	96,000	30,000
Adjustment for restricted own fund items in respect of matching adjustment portfolios and ring fenced funds	-	-	-
<b>Reconciliation reserve</b>	<b>372,122</b>	<b>416,102</b>	<b>-43,980</b>

Compared to the previous year, the decrease in the reconciliation reserve is mainly due to an increase of share capital included in the "Other basic own funds items" and due to the fact that, unlike in 2019, the payment of dividends is planned for the 2020 financial year, after receiving a favourable opinion from the Supervisory Authority.

### Subordinated Liabilities

The following table shows the details of the subordinated liabilities included in the Company Own funds at 31 December 2020.

#### SUBORDINATED LIABILITIES

(amounts in EUR thousand)

	Nominal	Issue date	Maturity	Interest rate	Value at 31/12/2020
Presto subordinato HDI vs. Banca Sella	27.274	30/06/2016	30/06/2026	5,50%	29.067
Prestito TINT - 2016	42.700	21/06/2016	21/06/2026	4,90%	45.639
Prestito HINT - 06/2020	50.000	05/06/2020	05/06/2030	5,56%	52.632
HDI Global SE - 05/2020	20.000	08/05/2020	08/05/2030	5,76%	20.990
HDI Pensionskasse AG - 05/2020	9.500	08/05/2020	08/05/2030	5,76%	9.970
Gerling Versorgungskasse - 05/2020	1.000	08/05/2020	08/05/2030	5,76%	1.050
neue Leben Pensionskasse - 05/2020	9.500	08/05/2020	08/05/2030	5,76%	9.970
<b>Total</b>	<b>159.974</b>				<b>169.317</b>

### E.1.3 Own funds used to cover the SCR and MCR

The Company has determined own funds used to cover the SCR and MCR.

The table below shows the situation as at 31 December 2020 of the own funds of HDI Assicurazioni, broken down by tier level, showing the changes that occurred between FY 2019 and the previous period.

#### AVAILABLE AND ELIGIBLE OWN FUNDS

(amounts in EUR thousand)

	2020	2019	Variation	Tier 1 - unrestricted	Tier 1 - restricted	Tier 2	Tier 3
<b>Total available own funds to meet the SCR</b>	<b>667,439</b>	<b>599,630</b>	67,809	498,122	-	169,317	-
<b>Total available own funds to meet the MCR</b>	<b>667,439</b>	<b>599,630</b>	67,809	498,122	-	169,317	-
<b>Total eligible own funds to meet the SCR</b>	<b>667,439</b>	<b>599,630</b>	67,809	498,122	-	169,317	-
<b>Total eligible own funds to meet the MCR</b>	<b>537,868</b>	<b>550,748</b>	-12,879	498,122	-	39,747	-
SCR	441,633	429,396	12,236				
MCR	198,735	193,228	5,506				
Ratio of Eligible own funds to SCR	151.1%	139.6%					
Ratio of Eligible own funds to MCR	270.6%	285.0%					

The available Own Funds of the Company comply with the conditions of eligibility for coverage of the SCR and MCR defined by the legislation.

The amount of eligible Own Funds to meet the SCR is equal to 667,439 thousand euros, while the amount thereof to meet the MCR is equal to 537,868 thousand euros.

In 2020, the ratio of eligible own funds to SCR is 151.1%, up almost 12 percentage points compared to the previous year, this improvement is due to the increase in own funds, details of which are given in the previous paragraph.

### E.1.4 Reconciliation between shareholders' equity from the financial statements and excess of assets over liabilities

The Market Consistent Balance Sheet at 31 December 2020 shows an excess of assets over liabilities equal to 507,922 thousand euros (512,102 thousand euros at 31 December 2019), higher by 125,752 thousand euros (216,846 thousand euros

## E. Capital Management

at 31 December 2019) with respect to the shareholders' equity resulting from the financial statements of the Company on the same date. This difference is due to the different evaluation of the equity components, as can be seen from the following reconciliation table:

### SHAREHOLDERS' EQUITY RECONCILIATION - FROM LOCAL FINANCIAL STATEMENTS TO MCBS (amounts in EUR thousand)

	2020	2019	Variation
<b>A) Shareholders' equity from the financial statements</b>	<b>382,170</b>	<b>295,256</b>	<b>86,914</b>
<i>Adjustments by type of asset or liability:</i>	-	-	-
Goodwill and Intangible assets	-22,950	-24,583	1,633
Property	6,195	5,747	448
Investments	389,003	288,833	100,170
Adjustment participations	12,128	14,447	-2,319
Technical provisions attributable to non-life reinsurers	-7,891	-7,730	-161
Technical provisions attributable to life reinsurers	-7,668	-5,310	-2,358
Non-life technical provisions	29,080	33,071	-3,991
Life technical provisions	-267,837	-85,823	-182,014
Subordinated liabilities	-3,042	-1,486	-1,556
Employee benefits	-217	-214	-3
IFRS 16 - Leasing	-1,049	-106	-943
<b>B) Total Solvency II Adjustments</b>	<b>125,752</b>	<b>216,846</b>	<b>-91,094</b>
<b>C) Excess Assets over Liabilities Solvency II (A+B)</b>	<b>507,922</b>	<b>512,102</b>	<b>-4,180</b>
D) Deliberate or foreseeable dividends	-9,800	-	-9,800
<b>E) Eligible Own Funds Solvency II (C+D)</b>	<b>498,122</b>	<b>512,102</b>	<b>-13,980</b>

For more details about the valuation criteria adopted for the MCBS, as well as the quantitative information about the comparison with the financial statements, please refer to the chapter D. Valuation for Solvency Purpose.

## E.2 Solvency Capital Requirement and Minimum Capital Requirement

### E.2.1 Solvency Capital Requirement

Under the scope of the integrated risk management, the solvency capital requirement (SCR) was calculated on data as at 31 December 2020. The calculation was performed using the standard formula with use of Undertaking Specific Parameters (USP), as already reported in chapter C. Risk Profile.

As envisaged by Art. 45-duodecies of the Private Insurance Code, a simplified calculation has been used for the catastrophe risk sub-module, for life insurance and obtained as a product between the exposure to risk and a risk factor.

In calculating the Solvency Capital Requirement, the company has not used risk mitigation techniques entailing a significant increase in the basic risk or the creation of other risks in the calculation of the SCR and applied the adjustment for volatility pursuant to Article 36-septies, assessing conformity with capital requirements, both considering and not considering the above adjustments. The impact on the use of the adjustment for volatility on the data YE 2020 is 7 bp.

It also considered that for some life insurance contracts, part of the investment risk is borne by the insured parties, with consequent effects on the calculation of the comprehensive capital requirement.

The following table shows the details of the Company capital requirement related to each risk module, showing the effects of diversification and the adjustments considered, as well as a comparison with the previous year.



**SOLVENCY CAPITAL REQUIREMENT**

(amounts in EUR thousand)

	2020	2019	Variation %
Market risk	599,987	616,162	-2.63%
Counterparty default risk	71,252	58,142	22.55%
Life underwriting risk	85,633	135,954	-37.01%
Health underwriting risk	17,896	19,743	-9.36%
Non-life underwriting risk	148,453	143,719	3.29%
Diversification	-211,355	-234,162	-9.74%
<b>BSCR</b>	<b>711,866</b>	<b>739,558</b>	<b>-3.74%</b>
Operational risk	54,054	59,698	-9.45%
Loss-absorbing capacity of technical provisions	-239,490	-237,869	0.68%
Loss-absorbing capacity of deferred taxes	-84,797	-131,989	-35.75%
<b>SCR</b>	<b>441,633</b>	<b>429,396</b>	<b>2.85%</b>

The SCR value for FY 2020 amounts to 441,633 thousand euros, with an increase of about 3 percentage points compared to the previous year.

As can be seen from the table, Gross Market Risk recorded a decrease of about 37 percentage points compared to the previous year. This variation reflects the variation in the individual risk sub-modules (as reported in the chapter C.).

The change of the Counterparty Default Risk is mainly due to an increase in the risk related to Type 1, specifically the Liquidity.

With regard to technical risks, the SCR value has recorded an average reduction, it is mainly due to a decrease of Lapse Risk (due to a decrease in BE assumptions).

The Company, through a specific methodological process, establishes annually its own risk propensity (Risk Appetite) thus identifying the main risk tolerance levels. In order to determine the actions to be taken in the event of approaching or exceeding thresholds and limits that could compromise the Company's financial position, HDI Assicurazioni has drawn up a document called "Recovery Plan".

This document governs the management of emergency situations and the strategies aimed at restoring the conditions of solvency and/or liquidity, identifies the operating methods, roles and responsibilities of the main corporate bodies and functions involved in both the escalation processes that are activated in the event of entering a state of emergency, in the presence of which actions are taken to re-establish the conditions of sufficient solvency and liquidity. These measures may concern, by way of example, interventions on the Company's capitalization or restructuring of the strategic asset allocation.

## **E.2.2 Additional information about LAC DT**

Below is the information relating to the adjustment for the absorbing capacity of deferred taxes.

### **E.2.2.1 Calculation methodology of nDTA**

For the determination of the nDTA, in accordance with art. 207 of the EU Delegated Regulation 2015/35, the Company used an analytical approach based on the determination of the impacts of the instant loss (Single Equivalent Scenario - SES) for each item of the Solvency Balance Sheet (also called MVBS), then applying the related tax treatment, in order to be able to promptly determine the taxable amount emerging from the stress situation and the related tax.

## E. Capital Management

---

The assignment of the SES for each module and under the risk module provided for by the Standard Formula, took place through the application of the Euler principle.

Generally:

1. The tax impact is determined only for IRES tax, while notional deferred taxes emerging from IRAP have not been considered, as these tax losses cannot be carried forward.
2. The LAC DT can be entered only if it is probable that there will be a future taxable profit against which the deferred tax assets may be used, taking into account the legal or regulatory obligations on the terms for carrying forward the tax losses.
3. The Company has decided to adopt a methodology based on a precise definition of the rates applicable to the individual income cases (specific rate), using the tax rates that are expected to be applicable in the year in which the tax activity will be carried out or will be extinguished the tax liability, taking into account that the rules governing the determination of taxable income for IRES purposes differ from those for IRAP purposes, and the temporary differences on which to calculate the deferred taxation for the purposes of these taxes are different.
4. On the basis of IAS 12, steps have been taken where permitted to offset the deferred tax assets and liabilities recorded in the MVBS, taking care to separately offset the DTL for IRES purposes from those for IRAP purposes, as taxes that cannot be offset against each other.

### ***E.2.2.2 Deferred tax amount shown in the solvency balance sheet (so-called DTA) eligible for compensation deriving from deferred tax liabilities and probable taxes deriving from future taxable income assessed before stress***

Based on art. 15 of the Acts Del. 2015/35, deferred tax assets (DTA) other than those deriving from unused tax losses and unused tax credits and deferred tax liabilities (DTL) are calculated on the basis of the differences between the values of assets and liabilities valued in accordance with Solvency II principles and the corresponding tax values.

The rate applied on value adjustments is 24% for IRES and 6.82% for IRAP. It should also be noted that on the positive sign value adjustments inherent in the equity investments, in application of the tax legislation, the aforementioned rate was applied on 5% of the revaluation, while deferred taxes were not calculated on the negative sign value adjustments, given that the legislation provides for the non-relevance of the aforementioned losses for tax purposes.

Deferred tax assets and liabilities calculated on Solvency II adjustments (differences between the values of statutory balance sheet and the values of solvency balance sheet) amount in total to 50,810 thousand euros, of which 39,566 thousand euros for IRES purposes and 11,243 thousand euros for IRAP purposes and are represented in this case by net deferred tax liabilities.

The Company is therefore not exposed to net deferred tax assets, the allocation of which, in terms of capital quality, is classified in tier 3 of eligible capital as provided for in Article 76 of the Delegated Acts.

On the basis of IAS 12, the conditions have been met to offset the deferred tax liabilities deriving from the application in the Solvency II principles with prepaid statutory taxes and, for IRES purposes, from probable taxes deriving from future taxable income.

The compensation of the DTL for IRES purposes, recorded as a decrease of the corresponding statutory DTA (23,668 thousand euros), lead to a net DTL balance for IRES purposes in the solvency balance sheet of 15,899 thousand euros, while the compensation of the DTL for IRAP purposes, recorded net of the corresponding statutory DTA (1,083 thousand euros) lead to a net DTL for IRAP purposes in the solvency balance sheet of 10,160 thousand euros.

### *E.2.2.3 Eligibility of nDTA for compensation*

For the purposes of assessing the admissibility of nDTAs for compensation, the Company assessed the emerging recoverability from deferred tax liabilities ("DTL") of the solvency balance sheet net of existing deferred tax assets ("DTA") and probable taxes deriving from future taxable income determined over a defined time horizon.

With regard to the admissibility assessments of the nDTA deriving from future taxable income, pursuant to art. 13 paragraph 4 of IVASS Regulation n. 35/2017, the Company used a projection of these incomes in a scenario of instantaneous loss scenario, with a weighted reduction according to the measures envisaged.

As regards the determination of the projection of future income in the loss scenario, the following main assumptions have been adopted:

- Evolution of the business activity following the instant loss scenario and comparison with the pre-stress hypotheses: the expected evolution of the business activity subsequent to the loss scenario is defined on the going concern assumption, applying to the Company's basic plan the estimate of the impacts of the loss scenario. Consequently, the planning data, which report future profits over a 5-year time horizon, has been extended up to 7 years, with a flat extension of the last year of the approved plan. Subsequently, the prospective evolution of market conditions was hypothesized, both in relation to the financial component and the technical insurance component, in the event of stress.
- No management actions were considered after the instant loss scenario occurred.
- Definition of market recovery scenarios in the event that the instantaneous loss scenario occurred: the recoverability assessments of losses on financial risks were carried out consistently with the Company's portfolio structure, the recoverability of any capital losses on assets, to be attributed to the Business in Force with reference to the plan of future profits, is determined by assuming different recoverability horizons for each type of investment. In particular, assumptions of recoverability are made only for bonds and investment funds, while, for prudential reasons, assumptions of recoverability have not been considered for real estate investments, equity investments (subject to the "participation exemption" regime) and shares.
- Estimates relating to the new business in the event that the instant loss scenario has occurred:
  - **Non-life Technical Risks:** among others, the perimeter of the New Business and the subdivision between premium and reserve risk, and related drivers, are defined for a best estimate of the loss at single Solvency II line of business.
  - **Life Technical Risks:** for life business, the indications of the business plan were taken as new business. The shocks of the standard formula for all the material components of the Company's portfolio were projected onto these volumes in the stress scenario.

As for the provisions of art. 16 of IVASS Regulation n. 2017/35, compliance with the so-called "double counting" was verified, therefore the Company, in compliance with the principles set out in article 15 of the Delegated Regulation, verified that the elements taken as a reference for compensation for the purposes of eligibility of notional deferred tax assets exclude the amounts already underlying the determination of deferred tax assets recognized in the solvency balance sheet, operating as follows:

- in addition to the income from future profits in the event of stress, the Company has considered only the deferred tax liabilities IRES of the solvency balance sheet usable in compensation excluding the deferred assets taxes already recognized in the financial statements;
- has considered the admissibility of the nDTA deriving from future profits in stress conditions net of what is necessary to record the position of deferred tax assets of the Solvency balance sheet.

## E. Capital Management

That said, the future taxable amounts that are used to demonstrate the recognition of deferred tax assets in the Solvency II balance sheet (before stress) were not considered for the purpose of demonstrating the existence of future taxable income in the post stress situation. In determining the post-stress future taxable income, therefore, those income (charges) which in the "MVBS" determined the recognition of deferred taxes were eliminated. In order to avoid violating this provision, the economic result of each year of the Plan was therefore adjusted to exclude said income (charges).

### *E.2.2.4 Amount of the LAC DT admissible for compensation deriving from probable taxes from future taxable income assessed post stress, identified pursuant to Article 13, paragraph 4*

For the purpose of determining the LAC DT admissible for compensation deriving from probable taxes from future income assessed post stress, the amount of the nDTA net of the net DTL recognized in the solvency balance sheet is determined. The planning data showing the scenario of future profits have been weighted with application of the following parameters of reduction of future taxable income of 20% for the fourth year of projection, of 40% for the fifth year, of 60% for the sixth year and 80% for the seventh and final year. For this purpose, a plan of future profits has been constructed which eliminates the possible double counting effect deriving from the overlapping of plan profits and profits already considered in the DTL present in the solvency balance sheet (adjustment DTL illustrated above). This future profit plan also takes into account the reversal effect deriving from the recognition of the risk margin in the solvency balance sheet, as an additional reserve deriving from the obligation to own funds equal to the Solvency Capital Requirement to support the obligations until complete extinction (see art. 77 Directive 2009/138 / EC) and therefore destined to pay itself back into future profits.

<b>DETERMINATION OF LAC</b>		(amounts in EUR thousand)
		<b>2020</b>
nDTA		123,173
<b>Net eligible DTL recognized in Solvency balance sheet</b>		<b>-39,566</b>
<b>Eligible taxes deriving from future profits</b>		<b>-45,230</b>
nDTA not recoverable		38,377
nDTA		123,173
nDTA not recoverable		38,377
<b>LAC DT</b>		<b>84,797</b>

<b>DETERMINATION OF LAC</b>		(amounts in EUR thousand)
		<b>2020</b>
<b>Net eligible DTL recognized in Solvency balance sheet</b>		<b>39,566.3</b>
<b>Eligible taxes deriving from future profits</b>		<b>45,230.4</b>
<b>LAC DT</b>		<b>84,796.7</b>

### *E.2.3 Minimum Capital Requirement*

The following table shows Minimum Capital Requirement (MCR) related to FY 2020, as well as a comparison with the previous year.

**MINIMUM CAPITAL REQUIREMENT**

(amounts in EUR thousand)

	2020	2019	Variation %
<b>MCR</b>	<b>198,735</b>	<b>193,228</b>	2.85%

The MCR value at 31 December 2020 is equal to 198,735 thousand euros, a slight increase compared to last year. The change is due to an increase in volumes.

The Company holds basic own funds eligible to meet MCR of 537,868 thousand euros; therefore, the Company's MCR ratio is 270.65%, down by around 15 percentage points compared to the previous year. The reduction in the MCR Ratio is due to a decrease in the eligible Own Funds to meet the same.

As can be seen from the QRT S.28.02.01 shown in Annex 1 of this document, the Minimum Capital Requirement is calculated based on the MCR combined, represented by the MCR cap value, the value of which is higher than the Absolute floor of the MCR.

### **E.3 Use of the share risk sub-module based on the duration in the calculation of solvency capital requirement**

HDI Assicurazioni does not use the term-based share risk sub-module to calculate the solvency capital requirement.

### **E.4 Differences between the standard formula and the internal model**

The Company does not use approved internal models to calculate the solvency capital requirement.

### **E.5 Non-compliance with the minimum capital requirement and non-compliance with the solvency capital requirement**

In FY 2020, there are no non-compliances worthy of note committed by the Company in relation to the minimum capital requirement and the solvency capital requirement.

### **E.6 Other information**

With reference to FY 2020, there is no further relevant information on the Company's capital management, worthy of note.



## Annex 1 - QRT

## Annex 1 - QRT

---

This Annex reports, in line with the requirements of the European Commission Implementing Regulation (EU) 2015/2452 of 2 December 2015, the templates of Solvency and Financial Condition Report of HDI Assicurazioni S.p.A.

The figures are indicated in thousand euros.

The reporting currency is the Euro.

The templates below are:

- S.02.01.02 - Balance Sheet;
- S.05.01.02 - Premiums, claims and expenses by line of business;
- S.12.01.02 - Life and Health SLT Technical Provisions;
- S.17.01.02 - Non-Life Technical Provisions;
- S.19.01.21 - Non-life insurance claims;
- S.22.01.21 - Impact of long term guarantees measures and transitionals;
- S.23.01.01 - Own funds;
- S.25.01.21 - Solvency Capital Requirement - Only Standard Formula;
- S.28.02.01 - Minimum Capital Requirement (MCR) - Both life and non-life insurance activity.

## S.02.01.02 - Balance Sheet

		Solvency II value
		C0010
<b>Assets</b>		
Intangible assets	R0030	0
Deferred tax assets	R0040	0
Pension benefit surplus	R0050	0
Property, plant & equipment held for own use	R0060	99,205
<b>Investments (other than assets held for index-linked and unit-linked contracts)</b>	<b>R0070</b>	<b>7,589,401</b>
Property (other than for own use)	R0080	0
Holdings in related undertakings, including participations	R0090	95,584
<i>Equities</i>	<i>R0100</i>	<i>2,064</i>
Equities - listed	R0110	64
Equities - unlisted	R0120	2,000
<i>Bonds</i>	<i>R0130</i>	<i>7,185,845</i>
Government Bonds	R0140	3,584,568
Corporate Bonds	R0150	3,594,800
Structured notes	R0160	0
Collateralised securities	R0170	6,477
Collective Investments Undertakings	R0180	302,907
Derivatives	R0190	0
Deposits other than cash equivalents	R0200	3,000
Other investments	R0210	0
Assets held for index-linked and unit-linked contracts	R0220	509,818
<b>Loans and mortgages</b>	<b>R0230</b>	<b>1,013</b>
Loans on policies	R0240	1,013
Loans and mortgages to individuals	R0250	0
Other loans and mortgages	R0260	0
<b>Reinsurance recoverables from:</b>	<b>R0270</b>	<b>27,851</b>
Non-life and health similar to non-life	R0280	31,277
Non-life excluding health	R0290	31,066
Health similar to non-life	R0300	210
Life and health similar to life, excluding health and index-linked and unit-linked	R0310	-4,289
Health similar to life	R0320	179
Life excluding health and index-linked and unit-linked	R0330	-4,468
Life index-linked and unit-linked	R0340	862
Deposits to cedants	R0350	0
Insurance and intermediaries receivables	R0360	67,172
Reinsurance receivables	R0370	6,399
Receivables (trade, not insurance)	R0380	126,874
Own shares (held directly)	R0390	0
Amounts due in respect of own fund items or initial fund called up but not yet paid in	R0400	0
Cash and cash equivalents	R0410	178,993
Any other assets, not elsewhere shown	R0420	6,677
<b>Total assets</b>	<b>R0500</b>	<b>8,613,403</b>



S.02.01.02 - Balance Sheet

		Solvency II value
		C0010
<b>Liabilities</b>		
<b>Technical provisions - non-life</b>	<b>R0510</b>	<b>855,135</b>
<b>Technical provisions - non-life (excluding health)</b>	<b>R0520</b>	<b>823,797</b>
TP calculated as a whole	R0530	0
Best estimate	R0540	784,632
Risk margin	R0550	39,165
<b>Technical provisions - health (similar to non-life)</b>	<b>R0560</b>	<b>31,338</b>
TP calculated as a whole	R0570	0
Best estimate	R0580	30,418
Risk margin	R0590	921
<b>TP - life (excluding index-linked and unit-linked)</b>	<b>R0600</b>	<b>6,414,204</b>
<b>Technical provisions - health (similar to life)</b>	<b>R0610</b>	<b>181</b>
TP calculated as a whole	R0620	0
Best estimate	R0630	179
Risk margin	R0640	2
<b>TP - life (excluding health and index-linked and unit-linked)</b>	<b>R0650</b>	<b>6,414,022</b>
TP calculated as a whole	R0660	0
Best estimate	R0670	6,332,485
Risk margin	R0680	81,538
<b>TP - index-linked and unit-linked</b>	<b>R0690</b>	<b>488,611</b>
TP calculated as a whole	R0700	0
Best estimate	R0710	484,960
Risk margin	R0720	3,651
Contingent liabilities	R0740	0
Provisions other than technical provisions	R0750	5,556
Pension benefit obligations	R0760	7,322
Deposits from reinsurers	R0770	5,579
Deferred tax liabilities	R0780	26,058
Derivatives	R0790	0
Debts owed to credit institutions	R0800	
Financial liabilities other than debts owed to credit institutions	R0810	59,101
Insurance & intermediaries payables	R0820	41,503
Reinsurance payables	R0830	2,425
Payables (trade, not insurance)	R0840	30,151
<b>Subordinated liabilities</b>	<b>R0850</b>	<b>169,317</b>
Subordinated liabilities not in BOF	R0860	0
Subordinated liabilities in BOF	R0870	169,317
Any other liabilities, not elsewhere shown	R0880	519
<b>Total liabilities</b>	<b>R0900</b>	<b>8,105,481</b>
<b>Excess of assets over liabilities</b>	<b>R1000</b>	<b>507,922</b>

## S.05.01.02 - Premiums, claims and expenses by line of business

	Line of Business for: non-life insurance and reinsurance obligations (direct business and accepted proportional reinsurance)												Line of Business for: accepted non-proportional				Total
	Medical expense insurance	Income protection insurance	Workers' compensation insurance	Motor vehicle liability insurance	Other motor insurance	Marine, aviation and transport insurance	Fire and other damage to property insurance	General liability insurance	Credit and suretyship insurance	Legal expenses insurance	Assistance	Miscellaneous financial loss	Health	Casualty	Marine, aviation, transport	Property	
	C0010	C0020	C0030	C0040	C0050	C0060	C0070	C0080	C0090	C0100	C0110	C0120	C0130	C0140	C0150	C0160	
<b>Premiums written</b>																	
Gross - Direct Business	R0110	3,189	24,530	0	237,422	46,360	1,293	33,612	23,965	22,320	3,043	8,003	207				
Gross - Proportional reinsurance accepted	R0120	0	0	0	0	0	0	47	0	0	0	0	0				
Gross - Non-proportional reinsurance accepted	R0130												0	0	0	0	0
Reinsurers' share	R0140	124	955	0	970	2,172	65	2,032	1,285	9,981	2,258	5,973	4	0	0	0	0
<b>Net</b>	<b>R0200</b>	<b>3,065</b>	<b>23,575</b>		<b>236,452</b>	<b>44,188</b>	<b>1,228</b>	<b>31,580</b>	<b>22,727</b>	<b>12,340</b>	<b>785</b>	<b>2,029</b>	<b>203</b>				
<b>Premiums earned</b>																	
Gross - Direct Business	R0210	3,236	24,932	0	236,212	42,658	1,051	35,924	24,220	19,652	2,945	7,685	773				
Gross - Proportional reinsurance accepted	R0220	0	0	0	0	0	0	45	0	0	0	0	0				
Gross - Non-proportional reinsurance accepted	R0230												0	0	0	0	0
Reinsurers' share	R0240	129	995	0	970	2,172	65	1,943	1,304	8,489	2,221	5,742	57	0	0	0	0
<b>Net</b>	<b>R0300</b>	<b>3,107</b>	<b>23,936</b>		<b>235,241</b>	<b>40,486</b>	<b>985</b>	<b>33,981</b>	<b>22,961</b>	<b>11,163</b>	<b>724</b>	<b>1,943</b>	<b>716</b>				
<b>Claims incurred</b>																	
Gross - Direct Business	R0310	1,098	7,144	0	136,844	20,528	559	20,309	12,909	7,206	555	1,791	328				
Gross - Proportional reinsurance accepted	R0320	0	0	0	0	0	0	15	0	0	0	0	0				
Gross - Non-proportional reinsurance accepted	R0330												0	0	0	0	0
Reinsurers' share	R0340	9	60	0	501	517	-12	1,523	2,992	4,203	495	2,009	11	0	0	0	0
<b>Net</b>	<b>R0400</b>	<b>1,089</b>	<b>7,084</b>		<b>136,343</b>	<b>20,011</b>	<b>571</b>	<b>18,786</b>	<b>9,932</b>	<b>3,003</b>	<b>60</b>	<b>-217</b>	<b>317</b>				
<b>Changes in other technical provisions</b>																	
Gross - Direct Business	R0410	50	27	0	0	55	2	0	0	0	0	0	0				
Gross - Proportional reinsurance accepted	R0420	0	0	0	0	0	0	0	0	0	0	0	0				
Gross - Non-proportional reinsurance accepted	R0430												0	0	0	0	0
Reinsurers' share	R0440	0	56	0	0	0	0	0	0	0	0	0	0	0	0	0	0
<b>Net</b>	<b>R0500</b>	<b>50</b>	<b>-30</b>			<b>55</b>	<b>2</b>	<b>0</b>									
<b>Expenses incurred</b>	<b>R0550</b>	<b>1,326</b>	<b>10,093</b>		<b>75,966</b>	<b>16,398</b>	<b>462</b>	<b>16,011</b>	<b>10,439</b>	<b>3,374</b>	<b>-681</b>	<b>-642</b>	<b>1,003</b>				
<b>Other expenses</b>	<b>R1200</b>																
<b>Total expenses</b>	<b>R1300</b>																

S.05.01.02 - Premiums, claims and expenses by line of business

		Line of Business for: life insurance obligations						Life reinsurance obligations		Total
		Health insurance	Insurance with profit participation	Index-linked and unit-linked insurance	Other life insurance	Annuities stemming from non-life insurance contracts and relating to health insurance obligations	Annuities stemming from non-life insurance contracts and relating to insurance obligations other than health insurance obligations	Health reinsurance	Life reinsurance	
		C0210	C0220	C0230	C0240	C0250	C0260	C0270	C0280	
<b>Premiums written</b>										
Gross	R1410	7	1,026,636	82,814	11,323	0	0	0	0	1,120,780
Reinsurers' share	R1420	4	55	0	6,556	0	0	0	0	6,616
<b>Net</b>	<b>R1500</b>	<b>3</b>	<b>1,026,580</b>	<b>82,814</b>	<b>4,767</b>					<b>1,114,164</b>
<b>Premiums earned</b>										
Gross	R1510	7	1,026,636	82,814	11,323	0	0	0	0	1,120,780
Reinsurers' share	R1520	4	55	0	6,556	0	0	0	0	6,616
<b>Net</b>	<b>R1600</b>	<b>3</b>	<b>1,026,580</b>	<b>82,814</b>	<b>4,767</b>					<b>1,114,164</b>
<b>Claims incurred</b>										
Gross	R1610	0	751,055	34,186	6,924	0	0	0	0	792,166
Reinsurers' share	R1620	0	9,342	0	1,986	0	0	0	0	11,328
<b>Net</b>	<b>R1700</b>		<b>741,714</b>	<b>34,186</b>	<b>4,938</b>					<b>780,838</b>
<b>Changes in other technical provisions</b>										
Gross	R1710	1	341,292	13	-7,013	0	0	0	0	334,293
Reinsurers' share	R1720	4	-9,077	0	-140	0	0	0	0	-9,213
<b>Net</b>	<b>R1800</b>	<b>-2</b>	<b>350,369</b>	<b>13</b>	<b>-6,873</b>					<b>343,506</b>
<b>Expenses incurred</b>	<b>R1900</b>	<b>4</b>	<b>24,573</b>	<b>1,722</b>	<b>-1,359</b>					<b>24,940</b>
<b>Other expenses</b>	<b>R2500</b>									<b>0</b>
<b>Total expenses</b>	<b>R2600</b>									<b>24,940</b>

S.12.01.02 - Life and Health SLT Technical Provisions

		Index-linked and unit-linked insurance <sup>l</sup>			Other life insurance <sup>l</sup>			Annuities stemming from non-life insurance contracts and relating to insurance obligation other than health insurance obligations	Accepted reinsurance	Total (Life other than health insurance, including Unit-Linked)	Health insurance (direct business) <sup>l</sup>			Annuities stemming from non-life insurance contracts and relating to health insurance obligations	Health reinsurance (reinsurance accepted)	Total (Health similar to life insurance)	
		Insurance with profit participation	Contracts without options and guarantees	Contracts with options or guarantees	Contracts without options and guarantees	Contracts with options or guarantees	Contracts without options and guarantees				Contracts with options or guarantees						
		C0020	C0030	C0040	C0050	C0060	C0070	C0080	C0090	C0100	C0150	C0160	C0170	C0180	C0190	C0200	C0210
<b>Technical provisions calculated as a whole</b>	<b>R0010</b>	0	0			0			0		0	0			0	0	0
Total Recoverables from reinsurance/SPV and Finite Re after the adjustment for expected losses due to counterparty default associated to TP as a whole	R0020	0	0			0			0		0	0			0	0	0
<b>Technical provisions calculated as a sum of BE and RM<sup>l</sup></b>																	
<b>Best Estimate<sup>l</sup></b>																	
<b>Gross Best Estimate</b>	<b>R0030</b>	6,254,958		484,960	0		77,526	0	0		6,817,445		179	0	0	0	179
Total Recoverables from reinsurance/SPV and Finite Re after the adjustment for expected losses due to counterparty default	R0080	1,756		862	0		-6,224	0	0		-3,605		179	0	0	0	179
Best estimate minus recoverables from reinsurance/SPV and Finite Re	R0090	6,253,202		484,098			83,751				6,821,050		0				0
<b>Risk Margin</b>	<b>R0100</b>	65,542	3,651			15,996			0		85,188	2			0	0	2
<b>Amount of the transitional on Technical Provisions<sup>l</sup></b>																	
Technical Provisions calculated as a whole	R0110	0	0			0			0	0	0	0			0	0	0
Best estimate	R0120	0		0	0		0	0	0	0	0		0	0	0	0	0
Risk margin	R0130	0	0			0			0	0	0	0			0	0	0
<b>Technical provisions - total</b>	<b>R0200</b>	6,320,500	488,611			93,522					6,902,633	181					181

S.17.01.02 - Non-Life Technical Provisions

		Direct business and accepted proportional reinsurance											Accepted non-proportional reinsurance <sup>1</sup>				Total Non-Life obligations	
		Medical expense insurance	Income protection insurance	Workers' compensation insurance	Motor vehicle liability insurance	Other motor insurance	Marine, aviation and transport insurance	Fire and other damage to property insurance	General liability insurance	Credit and suretyship insurance	Legal expenses insurance	Assistance	Miscellaneous financial loss	Non-proportional health reinsurance	Non-proportional casualty reinsurance	Non-proportional marine, aviation and transport reinsurance		Non-proportional property reinsurance
		C0020	C0030	C0040	C0050	C0060	C0070	C0080	C0090	C0100	C0110	C0120	C0130	C0140	C0150	C0160		C0170
Technical provisions calculated as a whole	R0010																	0
Finite Re after the adjustment for expected losses due to counterparty default associated to TP as a whole	R0050																	0
<b>Technical Provisions calculated as a sum of BE and RM</b>																		
<b>Best estimate</b>																		
<b>Premium provisions</b>																		
Gross - Total	R0060	1,201	15,151		66,367	30,008	319	37,672	7,335	23,133	454	998	3,880					181,518
Total recoverable from reinsurance/SPV and Finite Re after the adjustment for expected losses due to counterparty default	R0140	12	34		-96	-57	-1	264	-7	5,208	238	358	0					5,953
Net Best Estimate of Premium Provisions	R0150	1,190	15,117		66,463	30,066	320	32,408	7,342	17,924	216	640	3,879					175,565
<b>Claims provisions</b>																		
Gross - Total	R0160	1,025	13,040		475,396	10,100	4,300	25,482	77,693	18,317	2,360	1,039	4,780					633,532
Total recoverable from reinsurance/SPV and Finite Re after the adjustment for expected losses due to counterparty default	R0240	65	99		1,727	660	40	1,813	10,802	8,050	1,445	622	0					25,324
Net Best Estimate of Claims Provisions	R0250	960	12,941		473,669	9,440	4,259	23,669	66,891	10,267	915	417	4,780					608,208
<b>Total Best estimate - gross</b>	R0260	2,227	28,191		541,763	40,109	4,618	58,154	85,028	41,449	2,814	2,037	8,660					815,049
<b>Total Best estimate - net</b>	R0270	2,149	28,058		540,132	39,506	4,579	56,077	74,233	28,191	1,131	1,057	8,660					783,773
<b>Risk margin</b>	R0280	64	857		31,223	627	282	1,566	4,395	677	53	27	316					40,086
<b>Amount of the transitional on Technical Provisions</b>																		
TP as a whole	R0290	0	0		0	0	0	0	0	0	0	0	0					0
Best estimate	R0300	0	0		0	0	0	0	0	0	0	0	0					0
Risk margin	R0310	0	0		0	0	0	0	0	0	0	0	0					0
<b>Technical provisions - total</b>																		
Technical provisions - total	R0320	2,290	29,048		572,986	40,735	4,900	59,720	89,423	42,126	2,867	2,064	8,976					855,135
Recoverable from reinsurance contract/SPV and Finite Re after the adjustment for expected losses due to counterparty default - total	R0330	77	133		1,631	603	39	2,077	10,795	13,258	1,683	980	0					31,277
Technical provisions minus recoverables from reinsurance/SPV and Finite Re - total	R0340	2,213	28,915		571,355	40,133	4,861	57,643	78,628	28,868	1,184	1,084	8,976					823,858

### S.19.01.21 - Non-life insurance claims

#### Gross Claims Paid (non-cumulative)

		Development year (absolute amount)										
		0	1	2	3	4	5	6	7	8	9	10 & +
		C0010	C0020	C0030	C0040	C0050	C0060	C0070	C0080	C0090	C0100	C0110
Precedente	R0100											5,894
2011	R0160	67,886	56,194	19,242	5,933	6,412	5,253	4,842	4,640	1,283	2,446	
2012	R0170	65,175	51,646	15,804	8,415	4,850	3,882	3,423	1,258	1,162		
2013	R0180	65,195	52,289	17,336	6,786	4,435	4,621	5,054	2,100			
2014	R0190	62,674	55,564	20,354	7,911	4,162	2,773	2,203				
2015	R0200	72,676	57,818	18,983	7,922	5,710	4,176					
2016	R0210	76,839	73,432	24,174	6,157	6,469						
2017	R0220	84,599	70,906	23,770	5,934							
2018	R0230	86,745	70,388	16,662								
2019	R0240	95,143	66,784									
2020	R0250	81,729										

	In Current year	Sum of years (cumulative)
	C0170	C0180
R0100	5,894	766,953
R0160	2,446	174,133
R0170	1,162	155,615
R0180	2,100	157,817
R0190	2,203	155,640
R0200	4,176	167,286
R0210	6,469	187,071
R0220	5,934	185,209
R0230	16,662	173,795
R0240	66,784	161,927
R0250	81,729	81,729
<b>Total</b>	<b>195,561</b>	<b>2,367,177</b>

#### Gross undiscounted Best Estimate Claims Provisions

		Development year (absolute amount)										
		0	1	2	3	4	5	6	7	8	9	10 & +
		C0200	C0210	C0220	C0230	C0240	C0250	C0260	C0270	C0280	C0290	C0300
Prior	R0100											39,562
2011	R0160	0	0	0	0	0	34,231	23,672	17,627	15,224	14,170	
2012	R0170	0	0	0	0	45,791	38,234	30,223	28,502	21,883		
2013	R0180	0	0	0	69,154	57,715	45,577	37,765	31,294			
2014	R0190	0	0	83,878	71,486	58,150	51,275	42,640				
2015	R0200	0	110,043	84,291	63,486	55,952	47,424					
2016	R0210	172,787	109,269	79,897	65,554	51,202						
2017	R0220	163,986	90,541	67,163	52,518							
2018	R0230	171,887	93,035	69,134								
2019	R0240	162,458	88,380									
2020	R0250	166,974										

	Year end (discounted)
	C0360
R0100	40,298
R0160	14,413
R0170	22,270
R0180	31,847
R0190	43,361
R0200	48,180
R0210	51,950
R0220	53,238
R0230	70,041
R0240	89,396
R0250	168,537
<b>Total</b>	<b>633,532</b>

S.22.01.21 - Impact of long term guarantees measures and transitionals

		Amount with Long Term Guarantee measures and transitionals	Impact of transitional on technical provisions	Impact of transitional on interest rate	Impact of volatility adjustment set to zero	Impact of matching adjustment set to zero
		C0010	C0030	C0050	C0070	C0090
Technical provisions	R0010	7,757,950			37,893	
Basic own funds	R0020	667,439			-26,173	
Eligible own funds to meet Solvency Capital Requirement	R0050	667,439			-26,173	
Solvency Capital Requirement	R0090	441,633			7,825	
Eligible own funds to meet Minimum Capital Requirement	R0100	537,868			-25,469	
Minimum Capital Requirement	R0110	198,735			3,521	

## S.23.01.01 - Own funds

		Total	Tier 1 - unrestricted	Tier 1 - restricted	Tier 2	Tier 3
		C0010	C0020	C0030	C0040	C0050
<b>Basic own funds before deduction for participations in other financial sector as foreseen in article 68 of Delegated Regulation (EU) 2015/35</b>						
Ordinary share capital (gross of own shares)	R0010	126,000	126,000			
Share premium account related to ordinary share capital	R0030					
Initial funds, members' contributions or the equivalent basic own - fund item for mutual and mutual-type undertakings	R0040					
Subordinated mutual member accounts	R0050					
Surplus funds	R0070					
Preference shares	R0090					
Share premium account related to preference shares	R0110					
Reconciliation reserve	R0130	372,122	372,122			
Subordinated liabilities	R0140	169,317			169,317	
An amount equal to the value of net deferred tax assets	R0160					
Other own fund items approved by the supervisory authority as basic own funds not specified above	R0180					
<b>Own funds from the financial statements that should not be represented by the reconciliation reserve and do not meet the criteria to be classified as Solvency II own funds</b>						
Own funds from the financial statements that should not be represented by the reconciliation reserve and do not meet the criteria to be classified as Solvency II own funds	R0220					
<b>Deductions</b>						
Deductions for participations in financial and credit institutions	R0230					
<b>Total basic own funds after deductions</b>	<b>R0290</b>	<b>667,439</b>	<b>498,122</b>		<b>169,317</b>	

<b>Ancillary own funds</b>						
Unpaid and uncalled ordinary share capital callable on demand	R0300					
Unpaid and uncalled initial funds, members' contributions or the equivalent basic own fund item for mutual and mutual - type undertakings, callable on demand	R0310					
Unpaid and uncalled preference shares callable on demand	R0320					
A legally binding commitment to subscribe and pay for subordinated liabilities on demand	R0330					
Letters of credit and guarantees under Article 96(2) of the Directive 2009/138/EC	R0340					
Letters of credit and guarantees other than under Article 96(2) of the Directive 2009/138/EC	R0350					
Supplementary members calls under first subparagraph of Article 96(3) of the Directive 2009/138/EC	R0360					
Supplementary members calls - other than under first subparagraph of Article 96(3) of the Directive 2009/138/EC	R0370					
Other ancillary own funds	R0390					
<b>Total ancillary own funds</b>	<b>R0400</b>					

<b>Available and eligible own funds</b>						
<b>Total available own funds to meet the SCR</b>	<b>R0500</b>	<b>667,439</b>	<b>498,122</b>		<b>169,317</b>	
<b>Total available own funds to meet the MCR</b>	<b>R0510</b>	<b>667,439</b>	<b>498,122</b>		<b>169,317</b>	
<b>Total eligible own funds to meet the SCR</b>	<b>R0540</b>	<b>667,439</b>	<b>498,122</b>		<b>169,317</b>	
<b>Total eligible own funds to meet the MCR</b>	<b>R0550</b>	<b>537,868</b>	<b>498,122</b>		<b>39,747</b>	
<b>SCR</b>	<b>R0580</b>	<b>441,633</b>				
<b>MCR</b>	<b>R0600</b>	<b>198,735</b>				
<b>Ratio of Eligible own funds to SCR</b>	<b>R0620</b>	<b>151.13%</b>				
<b>Ratio of Eligible own funds to MCR</b>	<b>R0640</b>	<b>270.65%</b>				

		C0060	
<b>Reconciliation reserve</b>			
Excess of assets over liabilities	R0700	507,922	
Own shares (held directly and indirectly)	R0710		
Foreseeable dividends, distributions and charges	R0720	9,800	
Other basic own fund items	R0730	126,000	
Adjustment for restricted own fund items in respect of matching adjustment portfolios and ring fenced funds	R0740		
<b>Reconciliation reserve</b>	<b>R0760</b>	<b>372,122</b>	
<b>Expected profits</b>			
Expected profits included in future premiums (EPIFP) - Life Business	R0770	36,244	
Expected profits included in future premiums (EPIFP) - Non- life business	R0780	3,182	
<b>Total Expected profits included in future premiums (EPIFP)</b>	<b>R0790</b>	<b>39,426</b>	



### S.25.01.21 - Solvency Capital Requirement - Only Standard Formula

		Gross solvency capital requirement	USP	Simplifications
		C0110	C0090	C0120
Market risk	R0010	599,987		
Counterparty default risk	R0020	71,252		
Life underwriting risk	R0030	85,633		
Health underwriting risk	R0040	17,896		
Non-life underwriting risk	R0050	148,453		
Diversification	R0060	-211,355		
Intangible asset risk	R0070			
<b>Basic Solvency Capital Requirement</b>	<b>R0100</b>	<b>711,866</b>		

#### Calculation of Solvency Capital Requirement

		C0100
Operational risk	R0130	54,054
Loss-absorbing capacity of technical provisions	R0140	-239,490
Loss-absorbing capacity of deferred taxes	R0150	-84,797
Capital requirement for business operated in accordance with Art. 4 of Directive 2003/41/EC	R0160	0
Solvency capital requirement excluding capital add-on	R0200	441,633
<b>Capital add-on already set</b>	<b>R0210</b>	<b>0</b>
Solvency capital requirement	R0220	441,633
<b>Other information on SCR</b>		
<b>Capital requirement for duration-based equity risk sub-module</b>		
Total amount of Notional Solvency Capital Requirements for remaining part	R0400	
Total amount of Notional Solvency Capital Requirements for ring fenced funds	R0410	
Total amount of Notional Solvency Capital Requirements for ring fenced funds	R0420	0
Total amount of Notional Solvency Capital Requirements for matching adjustment portfolios	R0430	
Diversification effects due to RFF nSCR aggregation for article 304	R0440	0

#### Approach to tax rate

		Si/No
		C0109
Approach based on average tax rate	R0590	2 - No

#### Calculation of loss absorbing capacity of deferred taxes

		LAC DT
		C0130
LAC DT	R0640	-84,797
liabilities	R0650	-39,566
LAC DT justified by reference to probable future taxable economic profit	R0660	-45,230
LAC DT justified by carry back, current year	R0670	0
LAC DT justified by carry back, future years	R0680	0
Maximum LAC DT	R0690	-123,173

## S.28.02.01 - Minimum Capital Requirement (MCR) - Both life and non-life insurance activity

		Non-life activities	Life activities
		C0010	C0020
Linear formula component for non-life insurance and reinsurance obligations	R0010	107,814	

### Linear formula component for non-life insurance and reinsurance obligations

MCR calculation Non Life		Non-life activities		Life activities	
		Net (of reinsurance/SPV) best estimate and TP calculated as a whole	Net (of reinsurance) written premiums in the last 12 months	Net (of reinsurance/SPV) best estimate and TP calculated as a whole	Net (of reinsurance) written premiums in the last 12 months
		C0030	C0040	C0050	C0060
Medical expense insurance and proportional reinsurance	R0020	2,149	3,065	0	0
Income protection insurance and proportional reinsurance	R0030	28,058	23,575	0	0
Workers' compensation insurance and proportional reinsurance	R0040			0	0
Motor vehicle liability insurance and proportional reinsurance	R0050	540,132	236,452	0	0
Other motor insurance and proportional reinsurance	R0060	39,506	44,188	0	0
Marine, aviation and transport insurance and proportional reinsurance	R0070	4,579	1,228	0	0
Fire and other damage to property insurance and proportional reinsurance	R0080	56,077	31,580	0	0
General liability insurance and proportional reinsurance	R0090	74,233	22,727	0	0
Credit and suretyship insurance and proportional reinsurance	R0100	28,191	12,340	0	0
Legal expenses insurance and proportional reinsurance	R0110	1,131	785	0	0
Assistance and proportional reinsurance	R0120	1,057	2,029	0	0
Miscellaneous financial loss insurance and proportional reinsurance	R0130	8,660	203	0	0
Non-proportional health reinsurance	R0140			0	0
Non-proportional casualty reinsurance	R0150			0	0
Non-proportional marine, aviation and transport reinsurance	R0160			0	0
Non-proportional property reinsurance	R0170			0	0

### Linear formula component for life insurance and reinsurance obligations

MCR calculation Life		Non-life activities		Life activities	
		Net (of reinsurance/SPV) best estimate and TP calculated as a whole	Net (of reinsurance/SPV) total capital at risk	Net (of reinsurance/SPV) best estimate and TP calculated as a whole	Net (of reinsurance/SPV) total capital at risk
		C0090	C0100	C0110	C0120
Obligations with profit participation - guaranteed benefits	R0210	0		5,842,467	
Obligations with profit participation - future discretionary benefits	R0220	0		410,735	
Index-linked and unit-linked insurance obligations	R0230	0		484,098	
Other life (re)insurance and health (re)insurance obligations	R0240	0		83,750	
Total capital at risk for all life (re)insurance obligations	R0250		0		4,901,733

		Non-life activities	Life activities
		C0070	C0080
Linear formula component for life insurance and reinsurance obligations	R0200	C0070	C0080

### Overall MCR calculation

Linear MCR	R0300
SCR	R0310
MCR cap	R0320
MCR floor	R0330
Combined MCR	R0340
Absolute floor of the MCR	R0350

C0130
C0130
311,206
441,633
198,735
110,408
198,735
C0130
C0130

Minimum Capital Requirement	R0400
-----------------------------	-------

### Notional non-life and life MCR calculation

		Non-life activities	Life activities
		C0140	C0150
Notional linear MCR	R0500	C0140	C0150
Notional SCR excluding add-on (annual or latest calculation)	R0510	107,814	203,392
Notional MCR cap	R0520	152,999	288,634
Notional MCR floor	R0530	68,850	129,885
Notional Combined MCR	R0540	38,250	72,158
Absolute floor of the notional MCR	R0550	68,850	129,885
Notional MCR	R0560	3,700	3,700



# Annex 2 – Auditors’ Report



## **HDI Assicurazioni SpA**

***Relazione della società di revisione indipendente***  
*ai sensi dell'articolo 47-septies, comma 7 del DLgs 7 settembre 2005,*  
*n° 209 e dell'articolo 4, comma 1, lettere a) e b), del Regolamento*  
*IVASS n° 42 del 2 agosto 2018*

***Modelli “S.02.01.02 - Stato Patrimoniale” e***  
***“S.23.01.01 - Fondi propri” e relativa informativa***  
***contenuti nella Relazione sulla Solvibilità e***  
***Condizione Finanziaria al 31 dicembre 2020***

## **Relazione della società di revisione indipendente**

*ai sensi dell'articolo 47-septies, comma 7 del DLgs 7 settembre 2005, e dell' articolo 4, comma 1, lettere a) e b), del Regolamento IVASS n° 42 del 2 agosto 2018*

Al Consiglio di Amministrazione di  
HDI Assicurazioni SpA

## **Modelli “S.02.01.02 - Stato Patrimoniale” e “S.23.01.01 - Fondi propri” e relativa informativa contenuti nella Relazione sulla Solvibilità e Condizione Finanziaria al 31 dicembre 2020**

### **Giudizio**

Abbiamo svolto la revisione contabile dei seguenti elementi dell'allegata Relazione sulla Solvibilità e Condizione Finanziaria (la “SFCR”) di HDI Assicurazioni SpA (la “Società”) per l'esercizio chiuso al 31 dicembre 2020, predisposta ai sensi dell'articolo 47-septies del DLgs 7 settembre 2005, n° 209:

- modelli “S.02.01.02 - Stato Patrimoniale” e “S.23.01.01 - Fondi propri” (i “modelli di MVBS e OF”);
- sezioni “D. Valutazione a fini di Solvibilità” e “E.1 Fondi Propri” (l’“informativa”).

Le nostre attività non hanno riguardato:

- le componenti delle riserve tecniche relative al margine di rischio (voci RO550, RO590, RO640, RO680 e RO720) del modello “S.02.01.02 - Stato Patrimoniale”;
- il Requisito patrimoniale di solvibilità (voce RO580) e il Requisito patrimoniale minimo (voce RO600) del modello “S.23.01.01 - Fondi propri”,

che pertanto sono esclusi dal nostro giudizio.

I modelli e l’informativa, con le esclusioni sopra riportate, costituiscono nel loro insieme “i modelli di MVBS e OF e la relativa informativa”.

A nostro giudizio, i modelli di MVBS e OF e la relativa informativa inclusi nella SFCR di HDI Assicurazioni SpA per l'esercizio chiuso al 31 dicembre 2020, sono stati redatti, in tutti gli aspetti significativi, in conformità alle disposizioni dell'Unione Europea direttamente applicabili e alla normativa nazionale di settore.

---

### **PricewaterhouseCoopers SpA**

Sede legale: **Milano** 20145 Piazza Tre Torri 2 Tel. 02 77851 Fax 02 7785240 Capitale Sociale Euro 6.890.000,00 i.v. C.F. e P.IVA e Reg. Imprese Milano Monza Brianza Lodi 12979880155 Iscritta al n° 119644 del Registro dei Revisori Legali - Altri Uffici: **Ancona** 60131 Via Sandro Totti 1 Tel. 071 2132311 - **Bari** 70122 Via Abate Gimma 72 Tel. 080 5640211 - **Bergamo** 24121 Largo Belotti 5 Tel. 035 229691 - **Bologna** 40126 Via Angelo Finelli 8 Tel. 051 6186211 - **Brescia** 25121 Viale Duca d'Aosta 28 Tel. 030 3697501 - **Catania** 95129 Corso Italia 302 Tel. 095 7532311 - **Firenze** 50121 Viale Gramsci 15 Tel. 055 2482811 - **Genova** 16121 Piazza Piccapietra 9 Tel. 010 29041 - **Napoli** 80121 Via dei Mille 16 Tel. 081 36181 - **Padova** 35138 Via Vicenza 4 Tel. 049 873481 - **Palermo** 90141 Via Marchese Ugo 60 Tel. 091 349737 - **Parma** 43121 Viale Tanara 20/A Tel. 0521 275911 - **Pescara** 65127 Piazza Ettore Troilo 8 Tel. 085 4545711 - **Roma** 00154 Largo Fochetti 29 Tel. 06 570251 - **Torino** 10122 Corso Palestro 10 Tel. 011 556771 - **Trento** 38122 Viale della Costituzione 33 Tel. 0461 237004 - **Treviso** 31100 Viale Felissent 90 Tel. 0422 696911 - **Trieste** 34125 Via Cesare Battisti 18 Tel. 040 3480781 - **Udine** 33100 Via Poscolle 43 Tel. 0432 25789 - **Varese** 21100 Via Albuzzi 43 Tel. 0332 285039 - **Verona** 37135 Via Francia 21/C Tel. 045 8263001 - **Vicenza** 36100 Piazza Pontelandolfo 9 Tel. 0444 393311

### ***Elementi alla base del giudizio***

Abbiamo svolto la revisione contabile in conformità ai principi di revisione internazionali (ISAs). Le nostre responsabilità ai sensi di tali principi sono ulteriormente descritte nella sezione *Responsabilità della società di revisione per la revisione contabile dei modelli di MVBS e OF e della relativa informativa* della presente relazione.

Siamo indipendenti rispetto alla Società in conformità alle norme e ai principi in materia di etica e di indipendenza del Code of Ethics for Professional Accountants (IESBA Code) emesso dall'International Ethics Standards Board for Accountants applicabili alla revisione contabile dei modelli e della relativa informativa.

Riteniamo di aver acquisito elementi probativi sufficienti ed appropriati su cui basare il nostro giudizio.

### ***Richiamo di informativa - Criteri di redazione, finalità e limitazione all'utilizzo***

Richiamiamo l'attenzione alla sezione "D. Valutazione a fini di Solvibilità" della SFCR che descrive i criteri di redazione. I modelli di MVBS e OF e la relativa informativa sono stati redatti, per le finalità di vigilanza sulla solvibilità, in conformità alle disposizioni dell'Unione Europea direttamente applicabili e alla normativa nazionale di settore, che costituisce un quadro normativo con scopi specifici. Di conseguenza possono non essere adatti per altri scopi. Il nostro giudizio non è espresso con rilievi con riferimento a tale aspetto.

### ***Altri aspetti***

La Società ha redatto il bilancio d'esercizio al 31 dicembre 2020 in conformità alle norme italiane che ne disciplinano i criteri di redazione, che è stato da noi assoggettato a revisione contabile a seguito della quale abbiamo emesso la nostra relazione di revisione datata 7 aprile 2021.

La Società ha redatto i modelli "S.25.01.21 - Requisito patrimoniale di solvibilità per le imprese che utilizzano la formula standard" e "S.28.02.01 - Requisito patrimoniale minimo (MCR) - Sia attività di assicurazione vita che attività di assicurazione non vita" e la relativa informativa presentata nella sezione "E.2 Requisito patrimoniale di solvibilità e requisito patrimoniale minimo" dell'allegata SFCR in conformità alle disposizioni dell'Unione Europea direttamente applicabili, alla normativa nazionale di settore e ai parametri specifici dell'impresa, che sono stati da noi assoggettati a revisione contabile limitata, secondo quanto previsto dall'articolo 4 comma 1 lett. c) del Regolamento IVASS n° 42 del 2 agosto 2018, a seguito della quale abbiamo emesso in data odierna una relazione di revisione limitata allegata alla SFCR.

### ***Altre informazioni contenute nella SFCR***

Gli Amministratori sono responsabili per la redazione delle altre informazioni contenute nella SFCR in conformità alle norme che ne disciplinano i criteri di redazione.

Le altre informazioni della SFCR sono costituite da:

- i modelli “S.05.01.02 - Premi, sinistri e spese per area di attività”, “S.12.01.02 - Riserve tecniche per l’assicurazione vita e l’assicurazione malattia SLT”, “S.17.01.02 - Riserve tecniche per l’assicurazione non vita”, “S.19.01.21 - Sinistri nell’assicurazione non vita”, “S.22.01.21 - Impatto delle misure di garanzia a lungo termine e delle misure transitorie”, “S.25.01.21 - Requisito patrimoniale di solvibilità per le imprese che utilizzano la formula standard” e “S.28.02.01 - Requisito patrimoniale minimo (MCR) - Sia attività di assicurazione vita che attività di assicurazione non vita”;
- le sezioni “A. Attività e Risultati”, “B. Sistema di Governance”, “C. Profilo di Rischio”, “E.2 Requisito patrimoniale di solvibilità e requisito patrimoniale minimo”, “E.3 Utilizzo del sottomodulo del rischio azionario basato sulla durata nel calcolo del requisito patrimoniale di solvibilità”, “E.4 Differenze tra la Formula Standard e il Modello Interno”, “E.5 Inosservanza del requisito patrimoniale minimo e inosservanza del requisito patrimoniale di solvibilità” e “E.6 Altre informazioni”.

Il nostro giudizio sui modelli di MVBS e OF e sulla relativa informativa non si estende a tali altre informazioni.

Con riferimento alla revisione contabile dei modelli di MVBS e OF e della relativa informativa, la nostra responsabilità è svolgere una lettura critica delle altre informazioni e, nel fare ciò, considerare se le medesime siano significativamente incoerenti con i modelli di MVBS e OF e la relativa informativa o con le nostre conoscenze acquisite durante la revisione o comunque possano essere significativamente errate. Laddove identifichiamo possibili incoerenze o errori significativi, siamo tenuti a determinare se vi sia un errore significativo nei modelli di MVBS e OF e nella relativa informativa o nelle altre informazioni. Se, in base al lavoro svolto, concludiamo che esista un errore significativo, siamo tenuti a segnalare tale circostanza. A questo riguardo, non abbiamo nulla da riportare.

### ***Responsabilità degli Amministratori e del Collegio Sindacale per i modelli di MVBS e OF e la relativa informativa***

Gli Amministratori sono responsabili per la redazione dei modelli di MVBS e OF e della relativa informativa in conformità alle norme che ne disciplinano i criteri di redazione e, nei termini previsti dalla legge, per quella parte del controllo interno dagli stessi ritenuta necessaria per consentire la redazione dei modelli di MVBS e OF e la relativa informativa che non contenga errori significativi, dovuti a frodi o a comportamenti o eventi non intenzionali.

Gli Amministratori sono responsabili per la valutazione della capacità della Società di continuare ad operare come un’entità in funzionamento e, nella redazione dei modelli di MVBS e OF e della relativa informativa, per l’appropriatezza dell’utilizzo del presupposto della continuità aziendale, nonché per una adeguata informativa in materia. Gli Amministratori utilizzano il presupposto della continuità aziendale nella redazione dei modelli di MVBS e OF e della relativa informativa a meno che abbiano valutato che sussistono le condizioni per la liquidazione della Società o per l’interruzione dell’attività o non abbiano alternative realistiche a tali scelte.



Il Collegio Sindacale ha la responsabilità della vigilanza, nei termini previsti dalla legge, sul processo di predisposizione dell'informativa finanziaria della Società.

***Responsabilità della società di revisione per la revisione contabile dei modelli di MVBS e OF e della relativa informativa***

I nostri obiettivi sono l'acquisizione di una ragionevole sicurezza che i modelli di MVBS e OF e la relativa informativa, nel loro complesso, non contengano errori significativi, dovuti a frodi o a comportamenti o eventi non intenzionali, e l'emissione di una relazione di revisione che includa il nostro giudizio. Per ragionevole sicurezza si intende un livello elevato di sicurezza che, tuttavia, non fornisce la garanzia che una revisione contabile svolta in conformità ai principi di revisione internazionali (ISAs) individui sempre un errore significativo, qualora esistente. Gli errori possono derivare da frodi o da comportamenti o eventi non intenzionali e sono considerati significativi qualora ci si possa ragionevolmente attendere che essi, singolarmente o nel loro insieme, siano in grado di influenzare le decisioni economiche prese dagli utilizzatori sulla base dei modelli di MVBS e OF e della relativa informativa.

Nell'ambito della revisione contabile svolta in conformità ai principi di revisione internazionali (ISAs), abbiamo esercitato il giudizio professionale e abbiamo mantenuto lo scetticismo professionale per tutta la durata della revisione contabile. Inoltre:

- abbiamo identificato e valutato i rischi di errori significativi nei modelli di MVBS e OF e nella relativa informativa, dovuti a frodi o a comportamenti o eventi non intenzionali; abbiamo definito e svolto procedure di revisione in risposta a tali rischi; abbiamo acquisito elementi probativi sufficienti ed appropriati su cui basare il nostro giudizio. Il rischio di non individuare un errore significativo dovuto a frodi è più elevato rispetto al rischio di non individuare un errore significativo derivante da comportamenti o eventi non intenzionali, poiché la frode può implicare l'esistenza di collusioni, falsificazioni, omissioni intenzionali, rappresentazioni fuorvianti o forzature del controllo interno;
- abbiamo acquisito una comprensione del controllo interno rilevante ai fini della revisione contabile dei modelli di MVBS e OF e della relativa informativa allo scopo di definire procedure di revisione appropriate nelle circostanze e non per esprimere un giudizio sull'efficacia del controllo interno della Società;
- abbiamo valutato l'appropriatezza dei criteri di redazione utilizzati nonché la ragionevolezza delle stime contabili effettuate dagli Amministratori e della relativa informativa;
- siamo giunti ad una conclusione sull'appropriatezza dell'utilizzo da parte degli Amministratori del presupposto della continuità aziendale e, in base agli elementi probativi acquisiti, sull'eventuale esistenza di una incertezza significativa riguardo a eventi o circostanze che possono far sorgere dubbi significativi sulla capacità della Società di continuare ad operare come un'entità in funzionamento. In presenza di un'incertezza significativa, siamo tenuti a richiamare l'attenzione nella relazione di revisione sulla relativa informativa ovvero, qualora tale informativa sia inadeguata, a riflettere tale circostanza nella formulazione del nostro giudizio. Le nostre conclusioni sono basate sugli elementi probativi acquisiti fino alla data della presente relazione. Tuttavia, eventi o circostanze successivi possono comportare che la Società cessi di operare come un'entità in funzionamento.





Abbiamo comunicato ai responsabili delle attività di governance, tra gli altri aspetti, la portata e la tempistica pianificate per la revisione contabile e i risultati significativi emersi, incluse le eventuali carenze significative nel controllo interno identificate nel corso della revisione contabile.

Milano, 7 aprile 2021

PricewaterhouseCoopers SpA

A handwritten signature in black ink, appearing to read 'Alberto Buscaglia'.

Alberto Buscaglia  
(Revisore legale)



## **HDI Assicurazioni SpA**

### ***Relazione di revisione contabile limitata della società di revisione indipendente***

*ai sensi dell'articolo 47-septies, comma 7 del DLgs 7 settembre 2005,  
n° 209 e dell'articolo 4, comma 1, lettera c), del Regolamento IVASS n°  
42 del 2 agosto 2018*

***Modelli “S.25.01.21 - Requisito patrimoniale di  
solvibilità per le imprese che utilizzano la formula  
standard” e “S.28.02.01 - Requisito patrimoniale  
minimo (MCR) - Sia attività di assicurazione vita che  
attività di assicurazione non vita” e relativa  
informativa contenuti nella Relazione sulla Solvibilità  
e Condizione Finanziaria al 31 dicembre 2020***



## **Relazione di revisione contabile limitata della società di revisione indipendente**

*ai sensi dell'articolo 47-septies, comma 7 del DLgs 7 settembre 2005, n° 209 e dell'articolo 4, comma 1, lettera c), del Regolamento IVASS n° 42 del 2 agosto 2018*

Al Consiglio di Amministrazione di  
HDI Assicurazioni SpA

### **Modelli “S.25.01.21 - Requisito patrimoniale di solvibilità per le imprese che utilizzano la formula standard” e “S.28.02.01 - Requisito patrimoniale minimo (MCR) - Sia attività di assicurazione vita che attività di assicurazione non vita” e relativa informativa contenuti nella Relazione sulla Solvibilità e Condizione Finanziaria al 31 dicembre 2020**

#### **Introduzione**

Abbiamo svolto la revisione contabile limitata dei modelli “S.25.01.21 - Requisito patrimoniale di solvibilità per le imprese che utilizzano la formula standard” e “S.28.02.01 - Requisito patrimoniale minimo (MCR) - Sia attività di assicurazione vita che attività di assicurazione non vita” (i “modelli di SCR e MCR”) e dell’informativa presentata nella sezione “E.2 Requisito patrimoniale di solvibilità e requisito patrimoniale minimo” (l’“informativa” o la “relativa informativa”) dell’allegata Relazione sulla Solvibilità e Condizione Finanziaria (“SFCR”) di HDI Assicurazioni SpA (nel seguito anche la “Società”) per l’esercizio chiuso al 31 dicembre 2020, predisposta ai sensi dell’articolo 47-septies del DLgs 7 settembre 2005, n° 209.

I modelli di SCR e MCR e la relativa informativa sono stati redatti dagli Amministratori sulla base delle disposizioni dell’Unione Europea direttamente applicabili, della normativa nazionale di settore e dei parametri specifici dell’impresa così come descritto nell’informativa della SFCR e come approvato da parte di IVASS.

#### **Responsabilità degli Amministratori**

Gli Amministratori sono responsabili per la redazione dei modelli di SCR e MCR e della relativa informativa in conformità alle disposizioni dell’Unione Europea direttamente applicabili, alla normativa nazionale di settore e ai parametri specifici dell’impresa così come descritto nell’informativa della SFCR e come approvato da parte di IVASS e, nei termini previsti dalla legge, per quella parte del controllo interno dagli stessi ritenuta necessaria per consentire la redazione dei modelli di SCR e MCR e della relativa informativa che non contengano errori significativi, dovuti a frodi o a comportamenti o eventi non intenzionali.

#### **PricewaterhouseCoopers SpA**

Sede legale: **Milano** 20145 Piazza Tre Torri 2 Tel. 02 77851 Fax 02 7785240 Capitale Sociale Euro 6.890.000,00 i.v. C.F. e P.IVA e Reg. Imprese Milano Monza Brianza Lodi 12979880155 Iscritta al n° 119644 del Registro dei Revisori Legali - Altri Uffici: **Ancona** 60131 Via Sandro Totti 1 Tel. 071 2132311 - **Bari** 70122 Via Abate Gimma 72 Tel. 080 5640211 - **Bergamo** 24121 Largo Belotti 5 Tel. 035 229691 - **Bologna** 40126 Via Angelo Finelli 8 Tel. 051 6186211 - **Brescia** 25121 Viale Duca d’Aosta 28 Tel. 030 3697501 - **Catania** 95129 Corso Italia 302 Tel. 095 7532311 - **Firenze** 50121 Viale Gramsci 15 Tel. 055 2482811 - **Genova** 16121 Piazza Piccapietra 9 Tel. 010 29041 - **Napoli** 80121 Via dei Mille 16 Tel. 081 36181 - **Padova** 35138 Via Vicenza 4 Tel. 049 873481 - **Palermo** 90141 Via Marchese Ugo 60 Tel. 091 349737 - **Parma** 43121 Viale Tanara 20/A Tel. 0521 275911 - **Pescara** 65127 Piazza Ettore Troilo 8 Tel. 085 4545711 - **Roma** 00154 Largo Fochetti 29 Tel. 06 570251 - **Torino** 10122 Corso Palestro 10 Tel. 011 556771 - **Trento** 38122 Viale della Costituzione 33 Tel. 0461 237004 - **Treviso** 31100 Viale Felissent 90 Tel. 0422 696911 - **Trieste** 34125 Via Cesare Battisti 18 Tel. 040 3480781 - **Udine** 33100 Via Poscolle 43 Tel. 0432 25789 - **Varese** 21100 Via Albuizi 43 Tel. 0332 285039 - **Verona** 37135 Via Francia 21/C Tel. 045 8263001 - **Vicenza** 36100 Piazza Pontelandolfo 9 Tel. 0444 393311

### ***Responsabilità del revisore***

È nostra la responsabilità di esprimere una conclusione sui modelli di SCR e MCR e sulla relativa informativa. Abbiamo svolto la revisione contabile limitata in conformità al principio internazionale sugli incarichi di revisione contabile limitata (*ISRE*) n. 2400 (*Revised*), *Incarichi per la revisione contabile limitata dell'informativa finanziaria storica*. Il principio *ISRE 2400 (Revised)* ci richiede di giungere a una conclusione sul fatto se siano pervenuti alla nostra attenzione elementi che ci facciano ritenere che i modelli di SCR e MCR e la relativa informativa non siano redatti, in tutti gli aspetti significativi, in conformità alle disposizioni dell'Unione Europea direttamente applicabili, alla normativa nazionale di settore e ai parametri specifici dell'impresa così come descritto nell'informativa della SFCR e come approvato da parte di IVASS. Tale principio ci richiede altresì di conformarci ai principi etici applicabili.

La revisione contabile limitata dei modelli di SCR e MCR e della relativa informativa conforme al principio *ISRE 2400 (Revised)* è un incarico di assurance limitata. Il revisore svolge procedure che consistono principalmente nell'effettuare indagini presso la Direzione e altri soggetti nell'ambito dell'impresa, come appropriato, e procedure di analisi comparativa, e valuta le evidenze acquisite. Le procedure svolte in una revisione contabile limitata sono sostanzialmente minori rispetto a quelle svolte in una revisione contabile completa conforme ai principi di revisione internazionali (ISAs).

Pertanto non esprimiamo un giudizio di revisione sui modelli di SCR e MCR e sulla relativa informativa.

### ***Conclusione***

Sulla base della revisione contabile limitata, non sono pervenuti alla nostra attenzione elementi che ci facciano ritenere che i modelli di SCR e MCR e la relativa informativa inclusi nella SFCR di HDI Assicurazioni SpA per l'esercizio chiuso al 31 dicembre 2020, non siano stati redatti, in tutti gli aspetti significativi, in conformità alle disposizioni dell'Unione Europea direttamente applicabili, alla normativa nazionale di settore e ai parametri specifici dell'impresa così come descritto nell'informativa della SFCR e come approvato da parte di IVASS.

### ***Criteri di redazione, finalità e limitazione all'utilizzo***

Senza esprimere la nostra conclusione con modifica, richiamiamo l'attenzione alla sezione "E2 Requisito patrimoniale di solvibilità e requisito patrimoniale minimo" della SFCR che descrive i criteri di redazione dei modelli di SCR e MCR. I modelli di SCR e MCR e la relativa informativa sono stati redatti, per le finalità di vigilanza sulla solvibilità, in conformità alle disposizioni dell'Unione Europea direttamente applicabili, alla normativa nazionale di settore e ai parametri specifici dell'impresa, che costituiscono un quadro normativo con scopi specifici. Di conseguenza possono non essere adatti per altri scopi. In particolare, in conformità a quanto previsto dall'articolo 45-sexies, comma 7, del DLgs 7 settembre 2005, n° 209, l'utilizzo dei parametri specifici dell'impresa, sinteticamente descritti nell'informativa della SFCR è stato approvato dall'IVASS nell'esercizio delle proprie funzioni di vigilanza.



Come previsto dall'articolo 13 del Regolamento IVASS n° 42 del 2 agosto 2018, le nostre conclusioni non si estendono alle determinazioni assunte dall'IVASS nell'esercizio delle sue funzioni di vigilanza e quindi, in particolare, all'idoneità dei parametri specifici dell'impresa rispetto allo scopo definito dalle disposizioni dell'Unione Europea direttamente applicabili e dalla normativa nazionale.

Milano, 7 aprile 2021

PricewaterhouseCoopers SpA

A handwritten signature in black ink, appearing to read 'Alberto Buscaglia', written in a cursive style.

Alberto Buscaglia  
(Revisore legale)



**HDI Assicurazioni S.p.A.**

**(Parent Company of "HDI Assicurazioni" Insurance Group entered into the Register of Group Insurance Company with n. 015)**

**Piazza Guglielmo Marconi, 25 - 00144 Rome  
Phone: +39 06 421 031 – Fax: +39 06 4210 3500**

**[hdi.assicurazioni@hdia.it](mailto:hdi.assicurazioni@hdia.it)  
[hdi.assicurazioni@pec.hdia.it](mailto:hdi.assicurazioni@pec.hdia.it)  
[www.hdiassicurazioni.it](http://www.hdiassicurazioni.it)**